



ALUK 2.0

Aluk 2.0<sup>®</sup>

# Grande como as suas ideias.

# de de de

A gente acredita que o poder das suas ideias é muito maior do que você imagina. É por isso que somos os únicos a atender 3 segmentos diferentes, ampliando assim as possibilidades de fazer parte dos seus projetos.



**Componentes**

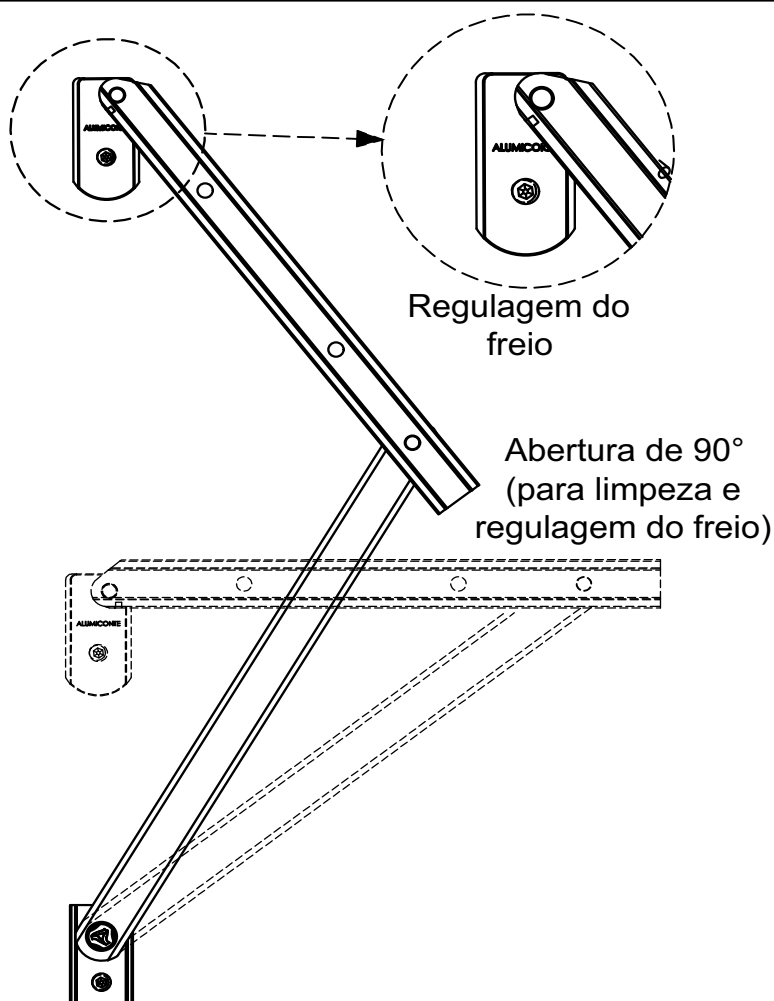


**Perfis**

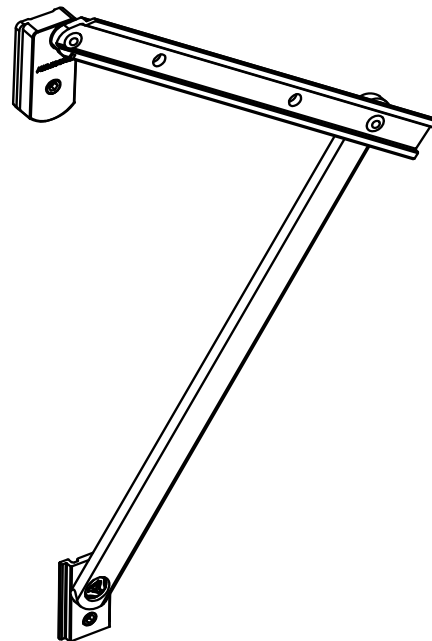


**Persianas**





PERSPECTIVA:  
(sem escala)



## CARACTERÍSTICAS:

Componentes:	Matéria-prima:
Estrutura	Alumínio
Rebites	Alumínio
Guia deslizante	Poliamida
Buchas	Poliamida
Freio	Poliacetel

Acabamento Anodizado e Pintado

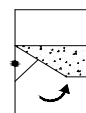
Preto      Fosco      Branco

Embalagem

1 par de braços


Parafusos Inox

Código Preto	Código Fosco	Código Branco	Comp. (mm)	Altura (mm) Min./Máx.	Largura Máxima (mm)	Peso (Kg) Admissível	Vidro (mm) Esp. Máxima
BRA-775	BRA-7750	BRA-775EB	250	270 a 430	900	7,0	6
BRA-776	BRA-7760	BRA-776EB	400	420 a 630	900	9,0	6
BRA-777	BRA-7770	BRA-777EB	600	620 a 900	900	10,0	6
BRA-779	BRA-7790	BRA-779EB	810	830 a 1200	900	15,0	6

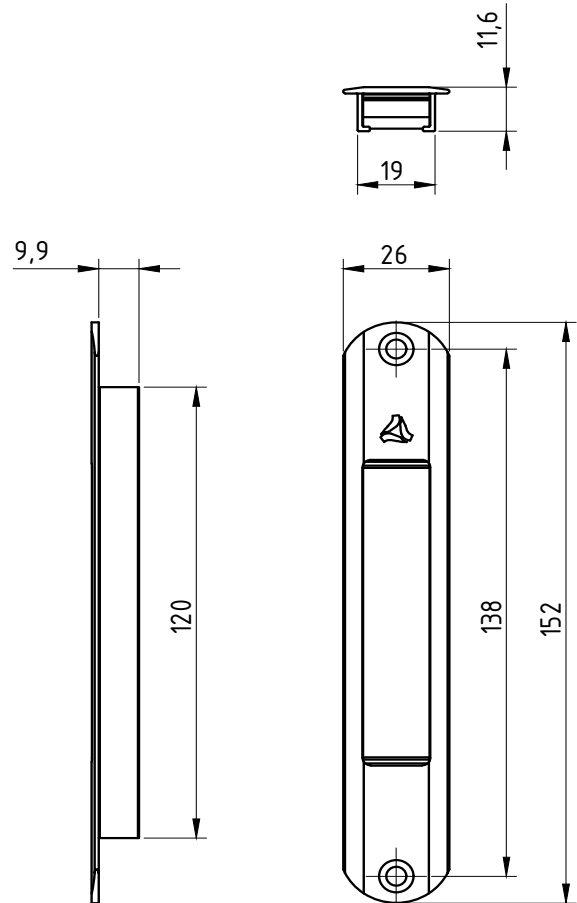


JANELAS  
MAXIM-AR

PERSPECTIVA:  
(Escala 1:1)



DIMENSÕES:  
(escala 1:2)



CARACTERÍSTICAS:

Componentes:	Matéria-prima:
Estrutura	Alumínio
Parafusos	Aço Inox

Acabamento Anodizado e Pintado		
Preto	Fosco	Branco

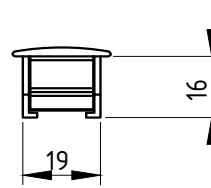
Embalagem	20 Conchas Cegas
	40 Parafusos

CÓDIGO	ACABAMENTO
CON-276	Fosco
CON-277	Preto
CON-277EB	Branco

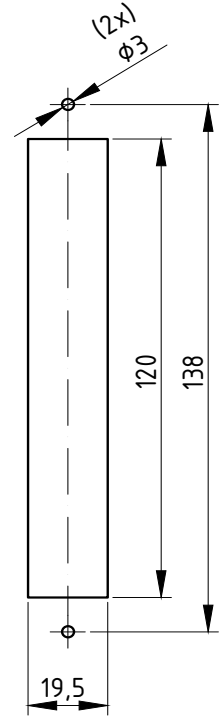


JANELAS  
E PORTAS  
DE CORRER

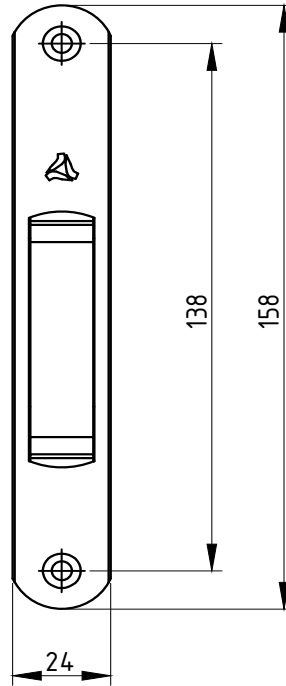
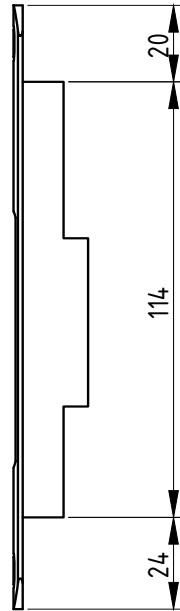

DIMENSÕES:  
(escala 1:2)



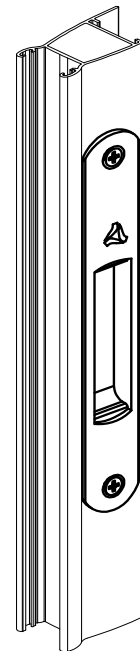
USINAGEM:  
(escala 1:2)



PERSPECTIVA:  
(sem escala)



DETALHE DE MONTAGEM  
(Sem Escala)



## CARACTERÍSTICAS:

Componentes:	Matéria-prima:
Estrutura	Alumínio
Parafusos	Aço Inox

Acabamento Anodizado e Pintado		
Preto	Fosco	Branco

Embalagem	20 Conchas Cegas
	40 Parafusos


CÓDIGO	ACABAMENTO
CON-448	Preto
CON-4480	Fosco
CON-448EB	Branco



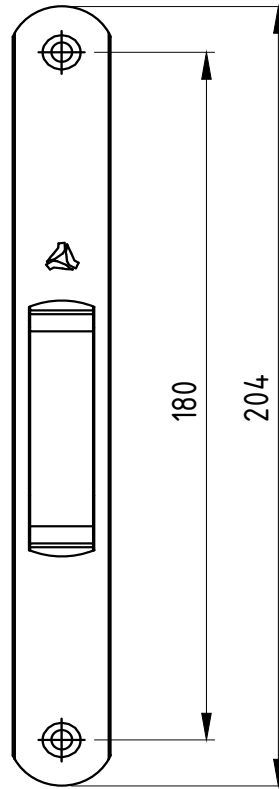
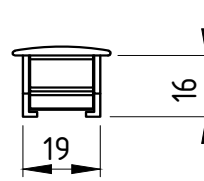
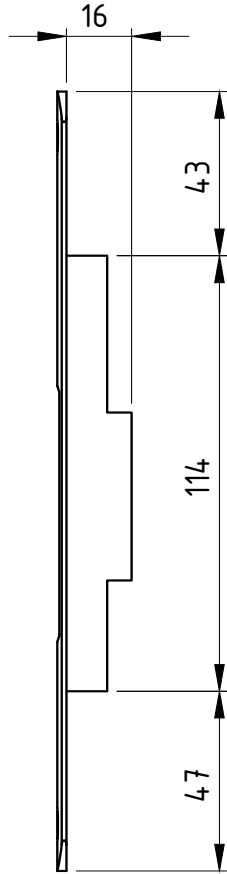
JANELAS  
E PORTAS  
DE CORRER

Julho/2008

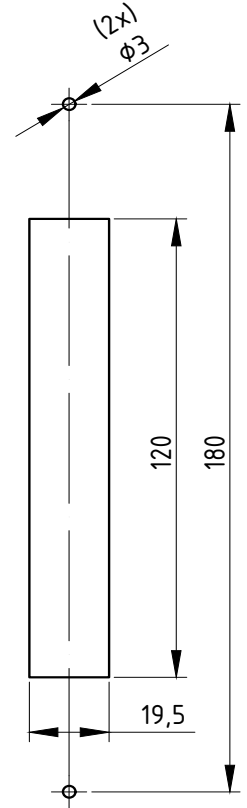
PERSPECTIVA:  
(sem escala)



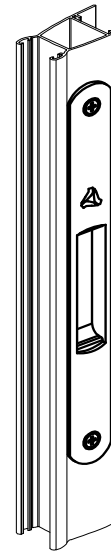
DIMENSÕES:  
(escala 1:2)



USINAGEM:  
(escala 1:2)



DETALHE DE MONTAGEM  
(Sem Escala)



### CARACTERÍSTICAS:

Componentes:	Matéria-prima:
Estrutura	Alumínio
Parafusos	Aço Inox

Acabamento Anodizado e Pintado		
Preto	Fosco	Branco

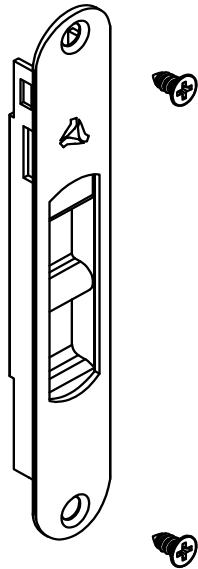
Embalagem	20 Conchas Cegas
	40 Parafusos

CÓDIGO	ACABAMENTO
CON-449	Preto
CON-4490	Fosco
CON-449EB	Branco

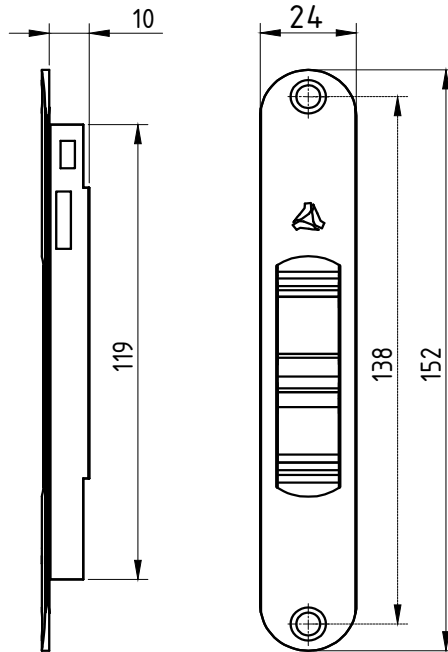


JANELAS  
E PORTAS  
DE CORRER

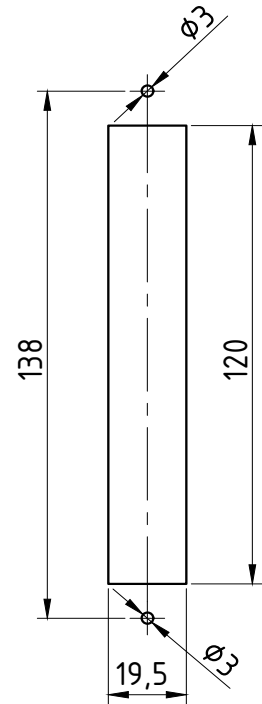
PERSPECTIVA:  
(sem escala)



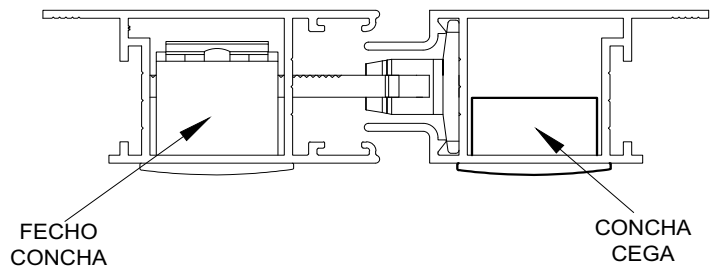
DIMENSÕES:  
(escala 1:2)



USINAGEM:  
(escala 1:2)



DETALHE DE APLICAÇÃO:  
(sem escala)



CARACTERÍSTICAS:

Componentes:	Matéria-prima:
Estrutura	Alumínio
Parafusos	Aço Inox

Acabamento Anodizado e Pintado		
Preto	Fosco	Branco

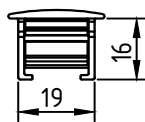
Embalagem	20 Conchas cegas
	40 Parafusos

CÓDIGO	ACABAMENTO
CON-200	Preto
CON-2000	Fosco
CON-200EB	Branco

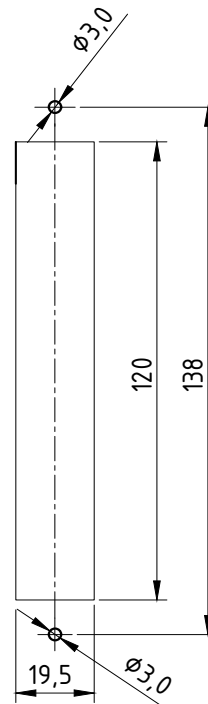


JANELAS  
E PORTAS  
DE CORRER

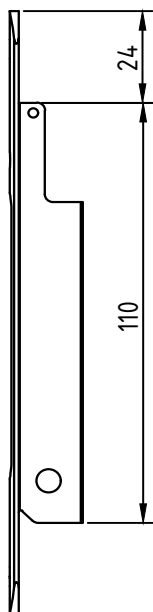
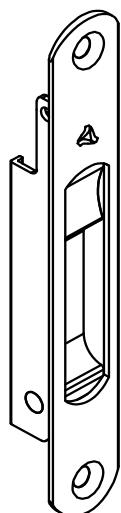
(escala 1:2)



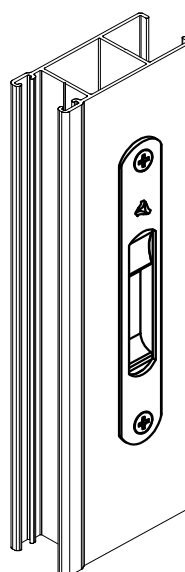
USINAGEM:  
(escala 1:2)



PERSPECTIVA:  
(sem escala)



(Sem escala)



Componentes:	Matéria-prima:
Estrutura	Alumínio
Parafusos	Aço Inox

Acabamento Anodizado e Pintado			
Branco	Fosco	Preto	Bronze

Embalagem	20 Conchas cegas
	40 Parafusos

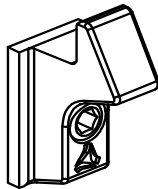
CÓDIGO	ACABAMENTO
CON-0130BC	Branco
CON-0130FS	Fosco
CON-0130PT	Preto
CON-0130BZ	Bronze



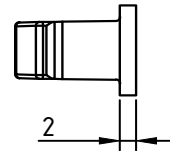
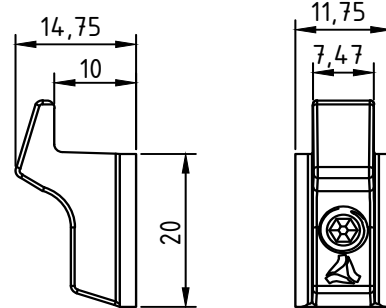
JANELAS  
E PORTAS  
DE CORRER



PERSPECTIVA:  
(sem escala)

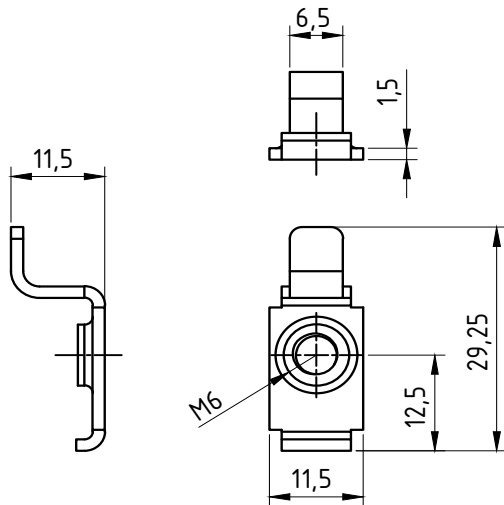
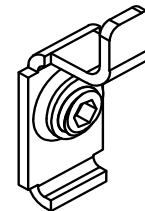


DIMENSÕES:  
(escala 1:1)



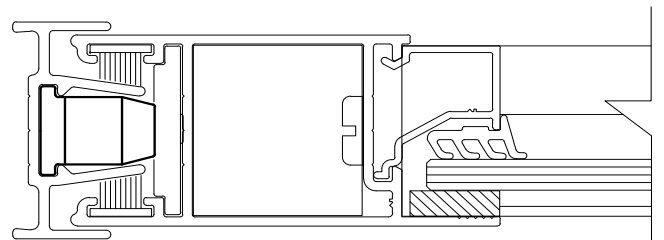
Utiliza 01 parafuso de Aço Inox  
Allen sem cabeça M6 x 8

PERSPECTIVA:  
(sem escala)



APLICAÇÃO:  
(sem escala)

Utiliza 01 parafuso de Aço Inox  
Allen sem cabeça M6 x 6




### CARACTERÍSTICAS:

Componentes:	Matéria-prima:
Estrutura CON370/CON370EB	Zamac
Estrutura CON370NP/CON370NB	Poliamida 6 - 30% FV
Estrutura CON371	Aço Inox
Parafusos	Aço Inox

Acabamento	Preto	Branco	Natural
------------	-------	--------	---------

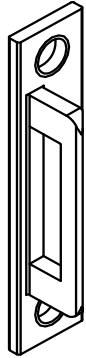
Embalagem	100 contrafechos
	100 parafusos

CÓDIGO	ACABAMENTO
CON-370	Preto
CON-370EB	Branco
CON-370NP	Preto
CON-370NB	Branco
CON-371	Natural

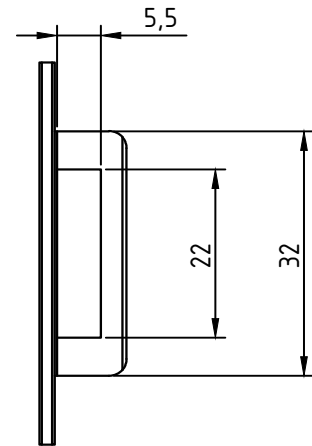
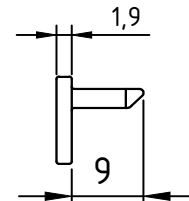
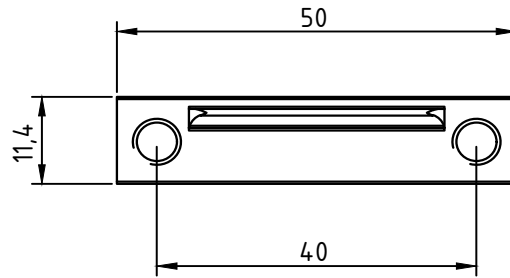


JANELAS  
E PORTAS  
DE CORRER

PERSPECTIVA:  
(sem escala)



DIMENSÕES:  
(escala 1:1)



**ATENÇÃO: USO EXCLUSIVO  
PARA O FEC-0230**

**CARACTERÍSTICAS:**

Componentes:	Matéria-prima:
Estrutura	Alumínio
Parafusos	Aço Inox

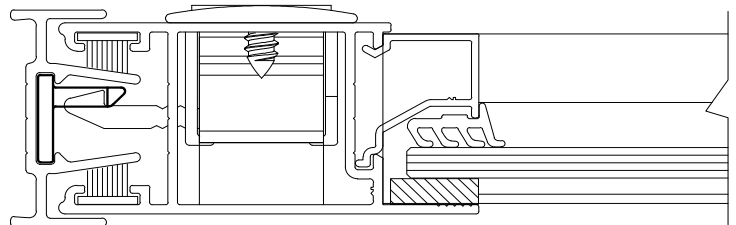
Acabamento Anodizado e Pintado

Preto      Fosco      Branco

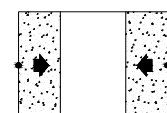
Embalagem

20 Contra testas

40 Parafusos

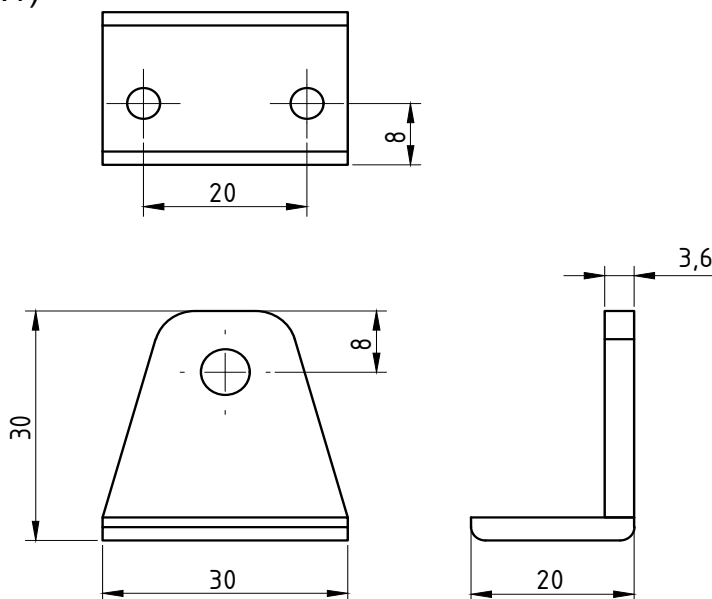


CÓDIGO	ACABAMENTO
CON-0230PT	Preto
CON-0230FS	Fosco
CON-0230BC	Branco

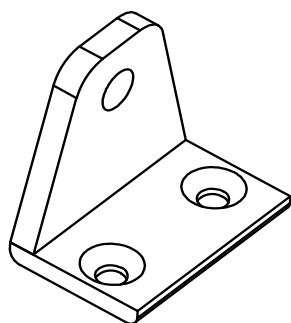


JANELAS  
E PORTAS  
DE CORRER

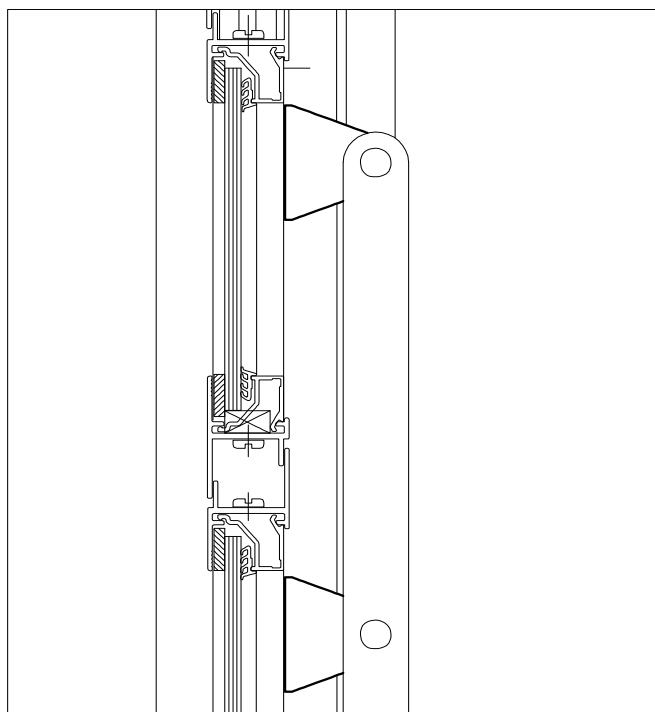
DIMENSÕES:  
(escala 1:1)



DETALHE DE APLICAÇÃO:  
(sem escala)



DETALHE DE APLICAÇÃO:  
(sem escala)



**CARACTERÍSTICAS:**

Componentes:	Matéria-prima:
Estrutura	Poliamida
Parafuso	Aço inox
Rebite	Alumínio

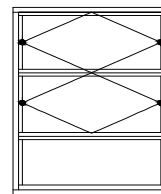
Acabamento

Preto

Embalagem

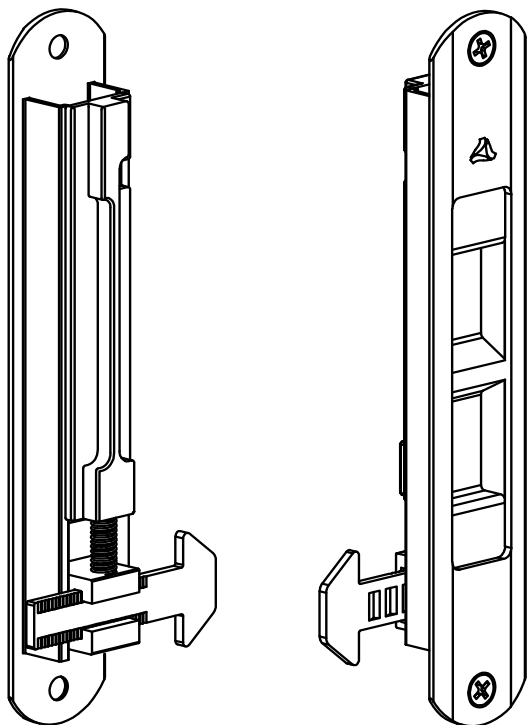
20 peças

CÓDIGO	ACABAMENTO
CON-456	PRETO


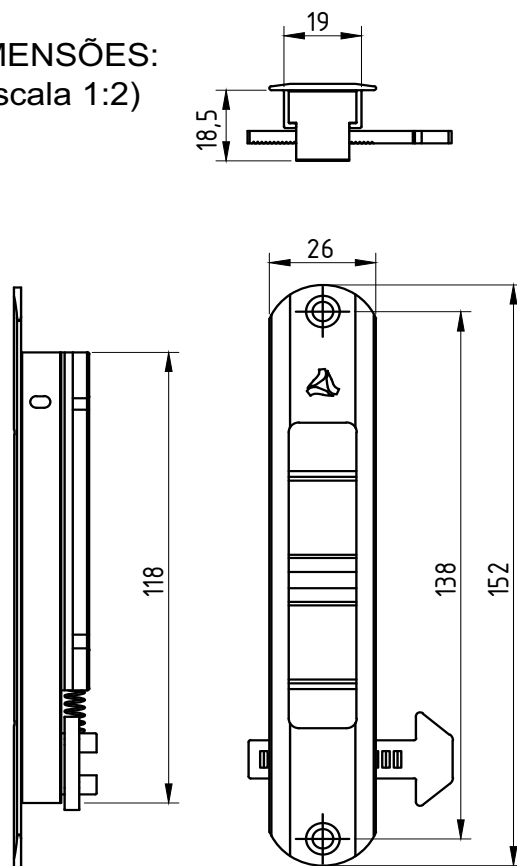


JANELAS  
BASCULANTE

PERSPECTIVA:  
(sem escala)



DIMENSÕES:  
(escala 1:2)

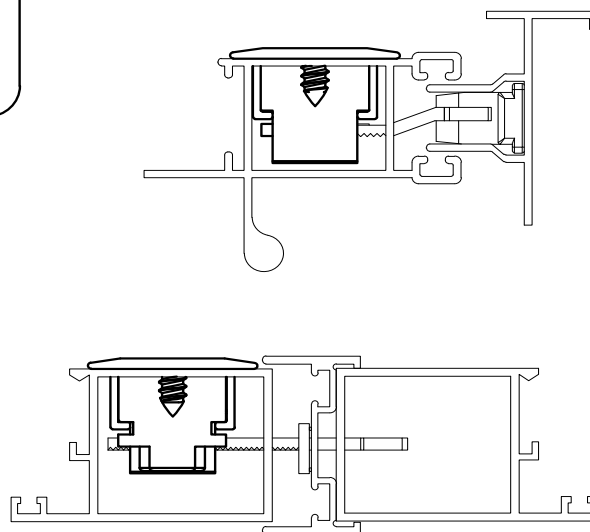


CÓD: LIN-04    CÓD: LIN-03

ATENÇÃO:

VERIFICAR QUAL O TIPO DE  
TRAVA IDEAL PARA O PROJETO

DETALHE DE APLICAÇÃO:  
(sem escala)



CARACTERÍSTICAS:

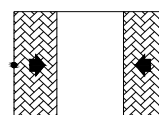
Componentes:	Matéria-prima:
Estrutura	Alumínio
Lingueta	Aço Inox
Parafusos	Aço Inox
Mola	Aço Inox
Limitador	Poliamida

Acabamento Anodizado e Pintado

Preto      Fosco      Branco

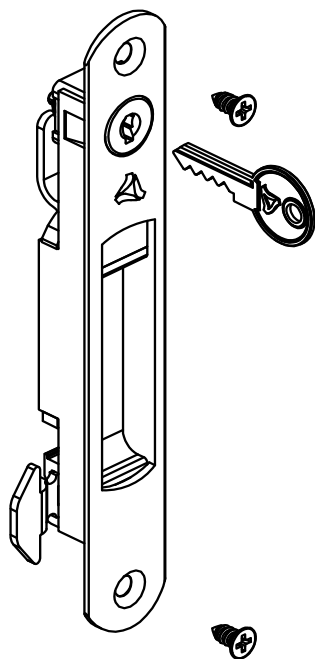
Embalagem      20 Fechos  
                         20 Linguetas  
                         40 Parafusos

CÓDIGO	ACABAMENTO
FEC-634 (Manual)	Fosco
FEC-636 (Manual)	Preto
FEC-636EB (Manual)	Branco
FEC-634A (Autom.)	Fosco
FEC-636A (Autom.)	Preto
FEC-636AEB (Autom.)	Branco

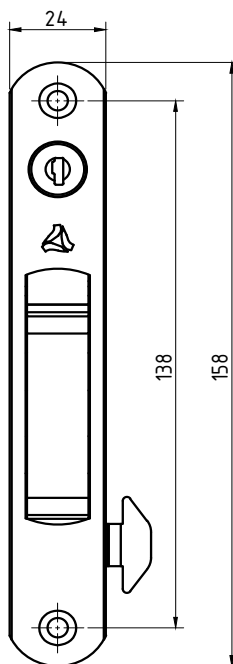
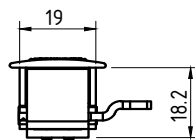
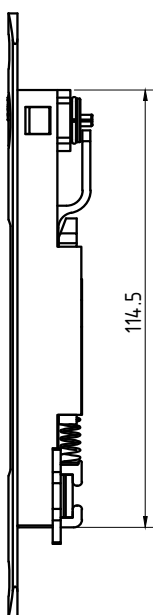


JANELAS  
E PORTAS  
DE CORRER

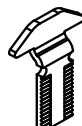
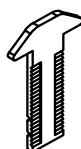
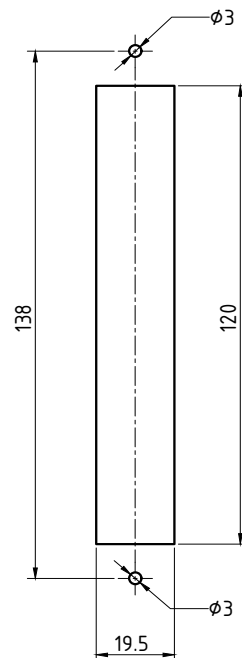
PERSPECTIVA:  
(sem escala)



DIMENSÕES:  
(escala 1:2)



USINAGEM:  
(escala 1:2)



ATENÇÃO:

VERIFICAR QUAL O TIPO DE TRAVA IDEAL PARA O PROJETO

CÓD: LIN-04    Cód: LIN-03

## CARACTERÍSTICAS:

Componentes:	Matéria-prima:
Estrutura	Alumínio
Lingueta	Aço Inox
Parafusos	Aço Inox
Limitador	Poliamida
Acabamentos	Poliamida
Chave	Latão
Cilindro	Zamac

### Acabamento Anodizado e Pintado

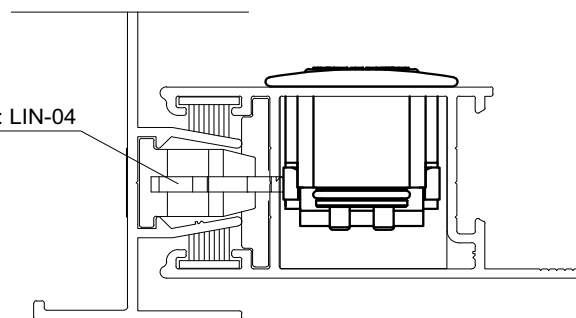
Preto      Fosco      Branco

Embalagem

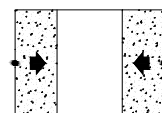
20 Fechos  
20 Linguetas  
40 Parafusos

## DETALHE DE APLICAÇÃO: (sem escala)

CÓD: LIN-04

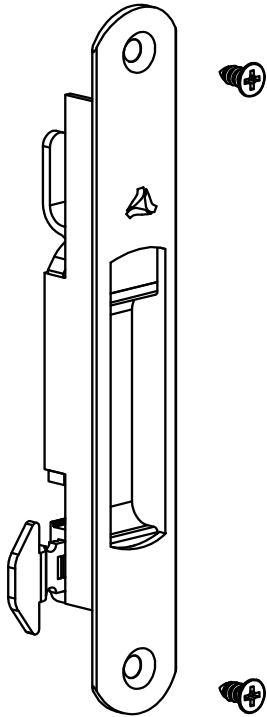


CÓDIGO	ACABAMENTO
FEC-1035 (Manual)	Preto
FEC-10350 (Manual)	Fosco
FEC-1035EB (Manual)	Branco
FEC-1036 (Autom.)	Preto
FEC-10360 (Autom.)	Fosco
FEC-1036EB (Autom.)	Branco

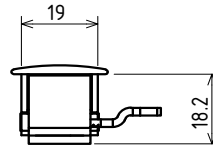
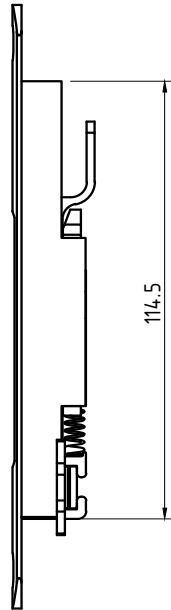


JANELAS  
E PORTAS  
DE CORRER


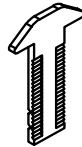
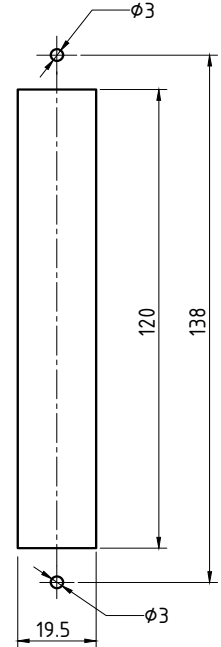
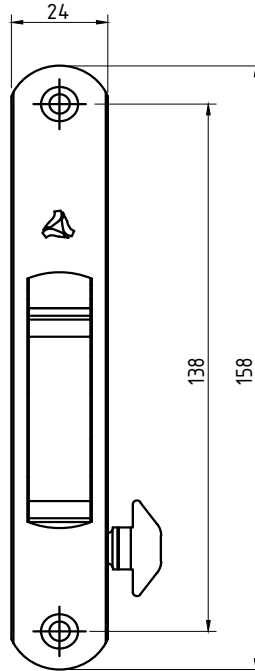
PERSPECTIVA:  
(sem escala)



(escala 1:2)

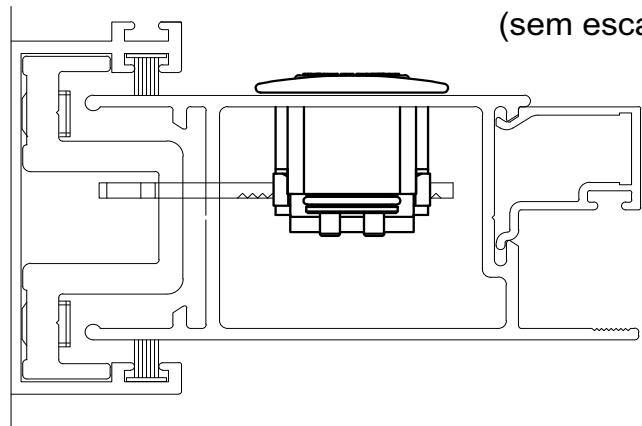


USINAGEM:  
(escala 1:2)



VERIFICAR QUAL O TIPO DE TRAVA IDEAL PARA O PROJETO

(sem escala)



Componentes:

Matéria-prima:

Estrutura

Alumínio

Lingueta

Aço Inox

Parafusos

Aço Inox

Limitador

Poliamida

Acabamentos

Poliamida

Acabamento Anodizado e Pintado

Preto

Fosco

Branco

Embalagem

20 Fechos

20 Linguetas

40 Parafusos

CÓDIGO

ACABAMENTO

FEC-1037 (Manual)

Preto

FEC-10370 (Manual)

Fosco

FEC-1037EB (Manual)

Branco

FEC-1038 (Autom.)

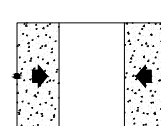
Preto

FEC-10380 (Autom.)

Fosco

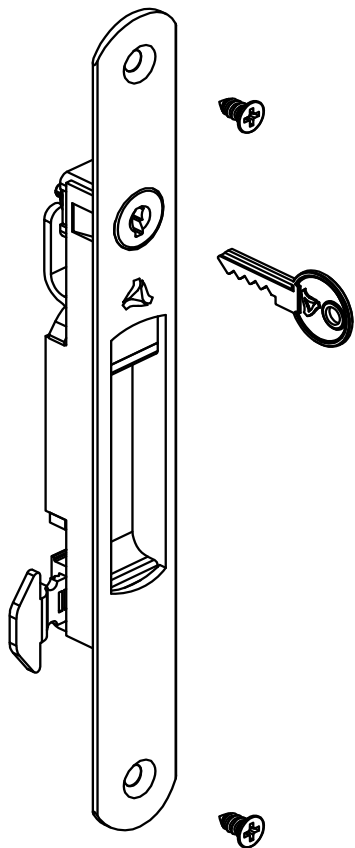
FEC-1038EB (Autom.)

Branco

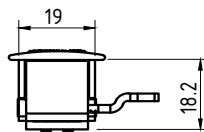
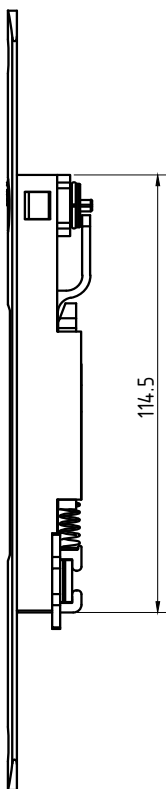


JANELAS  
E PORTAS  
DE CORRER

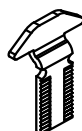
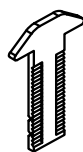
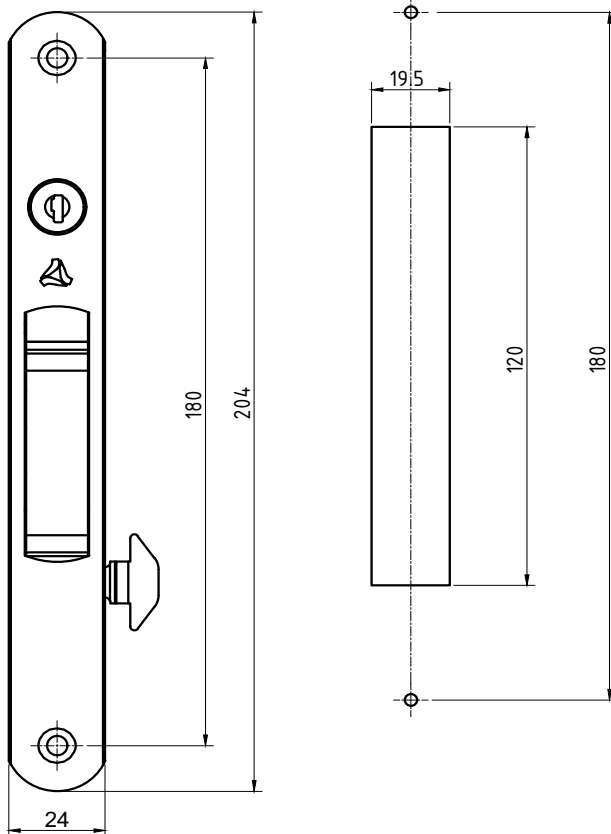
PERSPECTIVA:  
(sem escala)



(escala 1:2)



USINAGEM:  
(escala 1:2)



VERIFICAR QUAL O TIPO DE TRAVA IDEAL PARA O PROJETO

Componentes:

Matéria-prima:

Estrutura

Alumínio

Lingueta

Aço Inox

Parafusos

Aço Inox

Limitador

Poliamida

Acabamentos

Poliamida

Chave

Latão

Cilindro

Zamac

Acabamento Anodizado e Pintado

Preto

Fosco

Branco

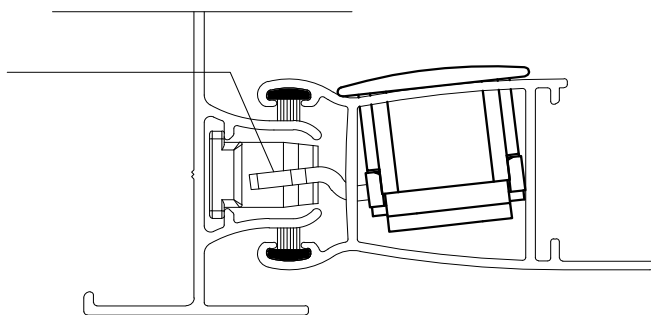
Embalagem

20 Fechos

20 Linguetas

40 Parafusos

(sem escala)



CODIGO

ACABAMENTO

FEC-1039 (Manual)

Preto

FEC-10390 (Manual)

Fosco

FEC-1039EB (Manual)

Branco

FEC-1040 (Autom.)

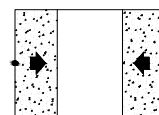
Preto

FEC-10400 (Autom.)

Fosco

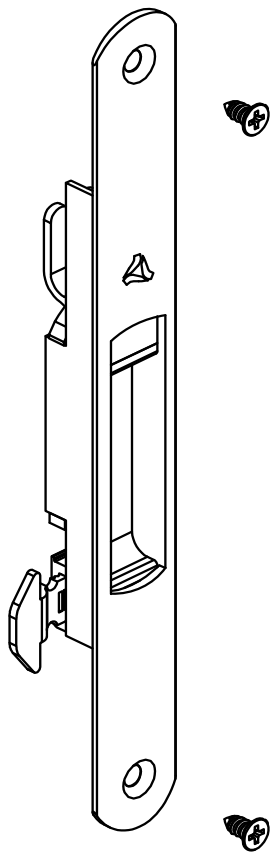
FEC-1040EB (Autom.)

Branco

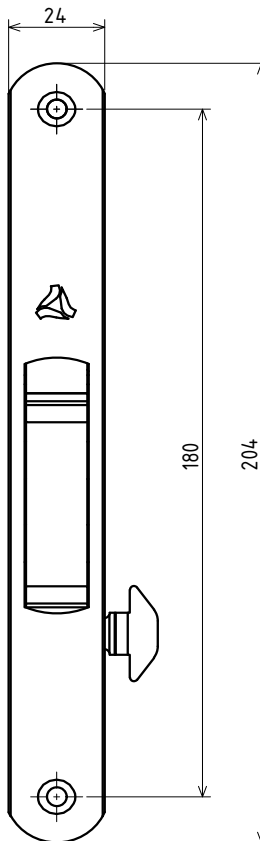
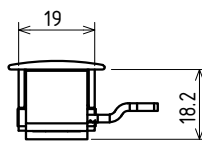
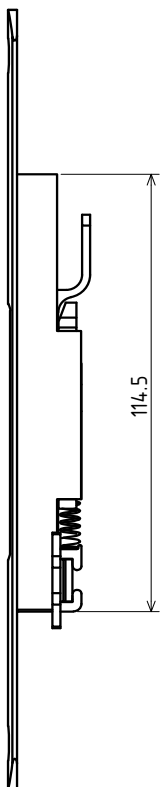


JANELAS  
E PORTAS  
DE CORRER


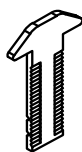
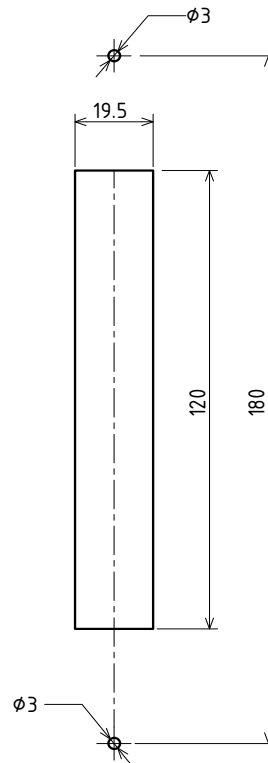
PERSPECTIVA:  
(sem escala)



(escala 1:2)

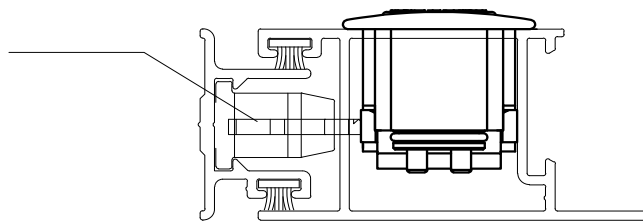


USINAGEM:  
(escala 1:2)



VERIFICAR QUAL O TIPO DE TRAVA IDEAL PARA O PROJETO

(sem escala)

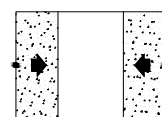


Componentes:	Matéria-prima:
Estrutura	Alumínio
Lingueta	Aço Inox
Parafusos	Aço Inox
Limitador	Poliamida
Acabamentos	Poliamida

Acabamento Anodizado e Pintado		
Preto	Fosco	Branco

Embalagem	20 Fechos
	20 Linguetas
	40 Parafusos

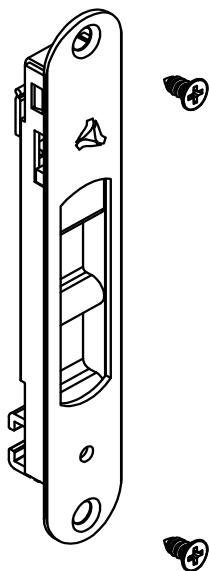
CODIGO	ACABAMENTO
FEC-1041 (Manual)	Preto
FEC-10410 (Manual)	Fosco
FEC-1041EB (Manual)	Branco
FEC-1042 (Autom.)	Preto
FEC-10420 (Autom.)	Fosco
FEC-1042EB (Autom.)	Branco



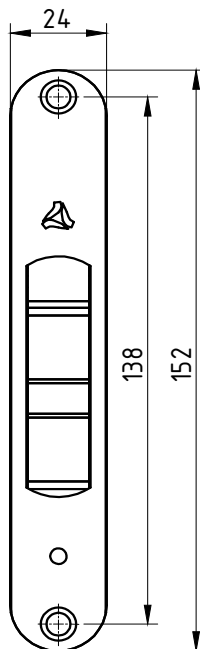
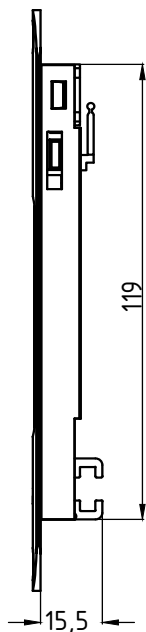
JANELAS  
E PORTAS  
DE CORRER



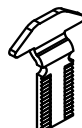
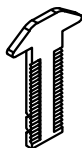
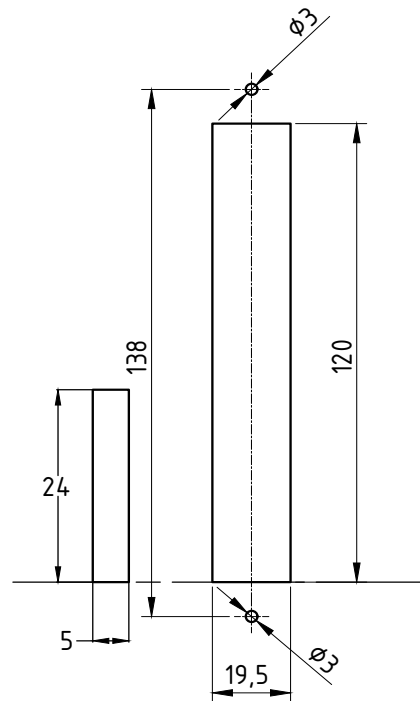
PERSPECTIVA:  
(sem escala)



DIMENSÕES:  
(escala 1:2)



USINAGEM:  
(escala 1:2)

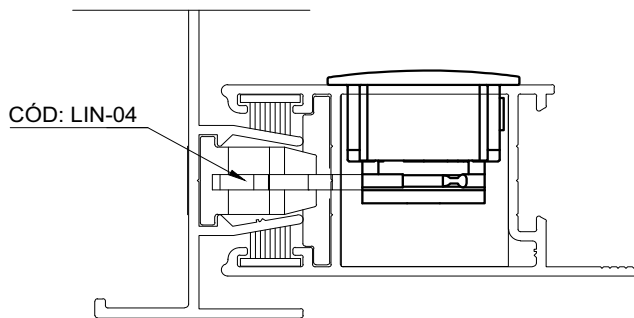


ATENÇÃO:

VERIFICAR QUAL O TIPO DE  
TRAVA IDEAL PARA O PROJETO

CÓD: LIN-04 CÓD: LIN-03

DETALHE DE APLICAÇÃO:  
(sem escala)



CARACTERÍSTICAS:

Componentes:	Matéria-prima:
Estrutura	Alumínio
Lingueta	Aço Inox
Parafusos	Aço Inox
Limitador	Poliamida

Acabamento Anodizado e Pintado

Preto

Fosco

Branco

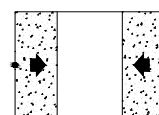
Embalagem

20 Fechos

20 Linguetas


40 Parafusos

CÓDIGO	ACABAMENTO
FEC-200 (Manual)	Preto
FEC-2000 (Manual)	Fosco
FEC-200EB (Manual)	Branco
FEC-201 (Autom.)	Preto
FEC-2010 (Autom.)	Fosco
FEC-201EB (Autom.)	Branco

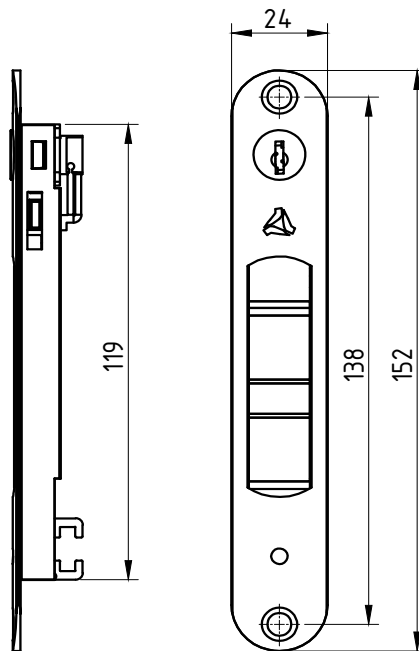


JANELAS  
E PORTAS  
DE CORRER


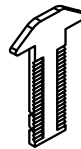
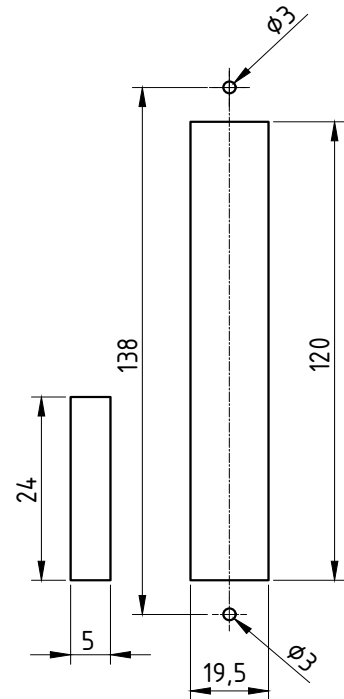
**PERSPECTIVA:**  
(sem escala)



**DIMENSÕES:**  
(escala 1:2)



**USINAGEM:**  
(escala 1:2)



**ATENÇÃO:**

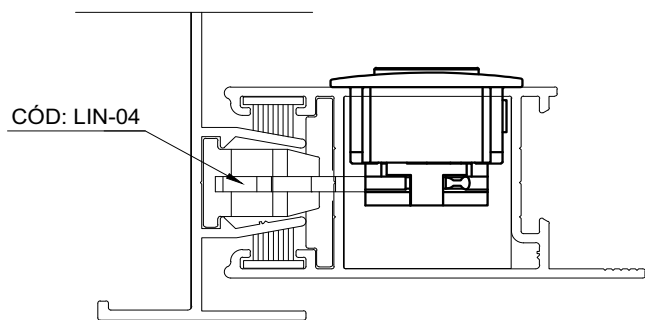
VERIFICAR QUAL O TIPO DE  
TRAVA IDEAL PARA O PROJETO

CÓD: LIN-04    Cód: LIN-03

**CARACTERÍSTICAS:**

Componentes:	Matéria-prima:
Estrutura	Alumínio
Lingueta	Aço Inox
Parafusos	Aço Inox
Limitador	Poliamida
Chave	Latão
Cilindro	Zamac

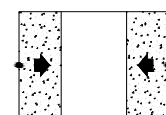
**DETALHE DE APLICAÇÃO:**  
(sem escala)



Acabamento Anodizado e Pintado		
Preto	Fosco	Branco

Embalagem	20 Fechos
	20 Linguetas
	40 Parafusos

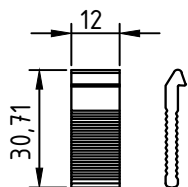
CÓDIGO	ACABAMENTO
FEC-202 (Manual)	Preto
FEC-2020 (Manual)	Fosco
FEC-202EB (Manual)	Branco
FEC-203 (Autom.)	Preto
FEC-2030 (Autom.)	Fosco
FEC-203EB (Autom.)	Branco



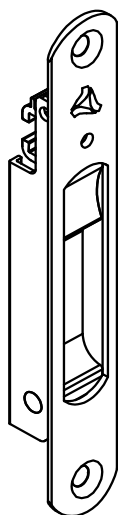
**JANELAS  
E PORTAS  
DE CORRER**

LINGUETA LIN-256

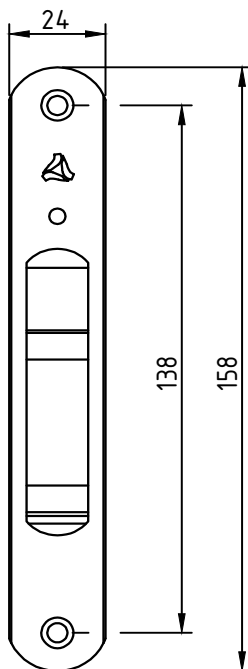
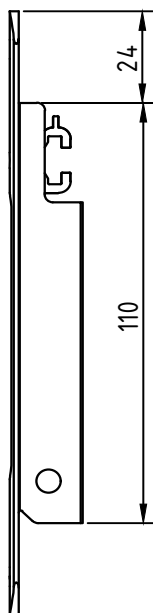
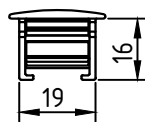
(escala 1:2)



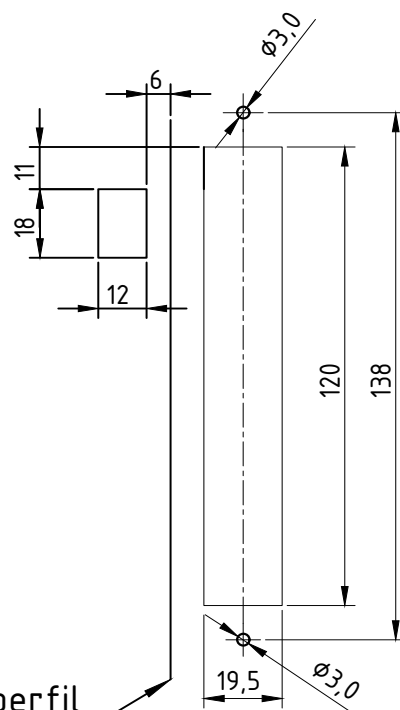
PERSPECTIVA:  
(sem escala)



(escala 1:2)

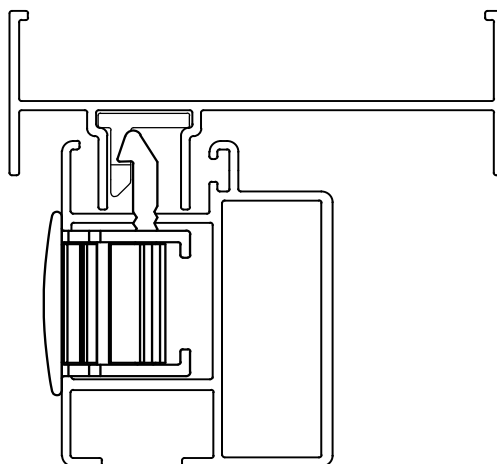


USINAGEM:  
(escala 1:2)



Ref. perfil

(sem escala)

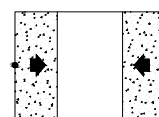


Componentes:	Matéria-prima:
Estrutura	Alumínio
Lingueta	Alumínio
Parafusos	Aço Inox
Mola	Aço Mola
Eixo de centro	Alumínio

Acabamento Anodizado e Pintado			
Branco	Fosco	Preto	Bronze

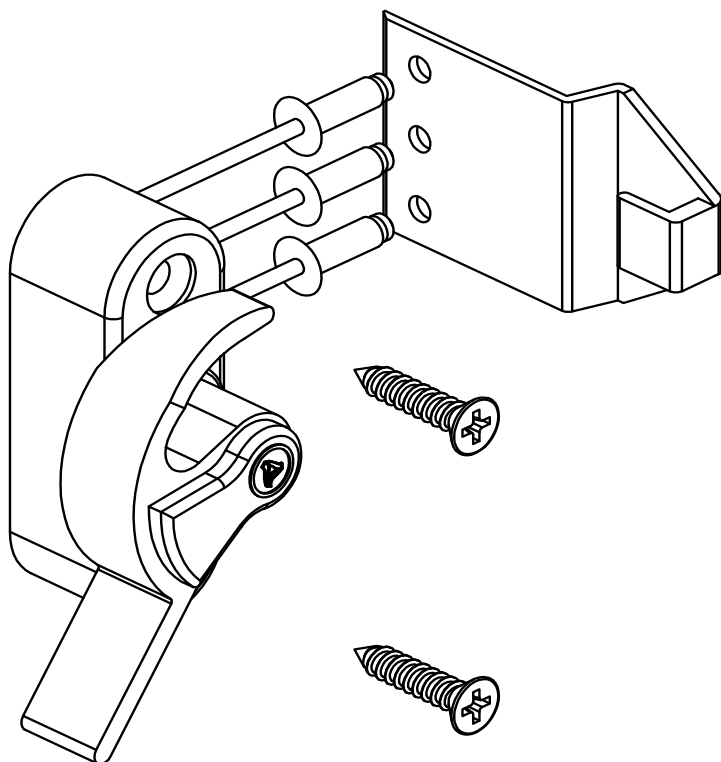
Embalagem	20 Fechos
	20 Linguetas
	40 Parafusos

CODIGO	ACABAMENTO
FEC-0230BC	Branco
FEC-0230FS	Fosco
FEC-0230PT	Preto
FEC-0230BZ	Bronze

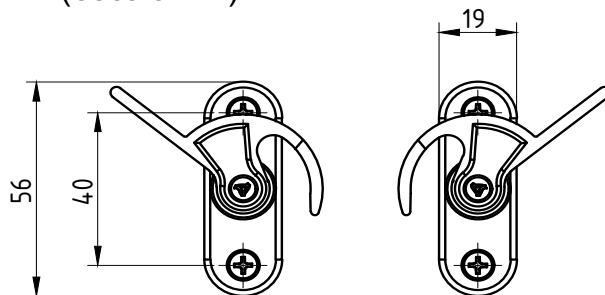


JANELAS  
E PORTAS  
DE CORRER

**PERSPECTIVA:**  
(sem escala)



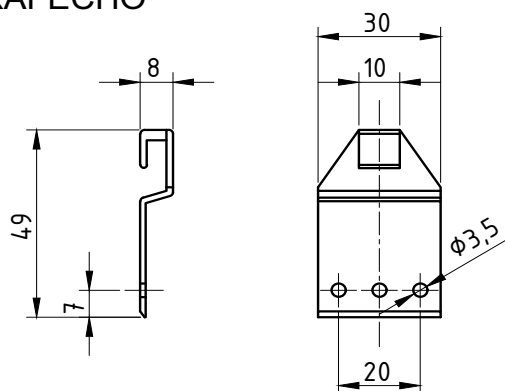
**DIMENSÕES:**  
(escala 1:2)



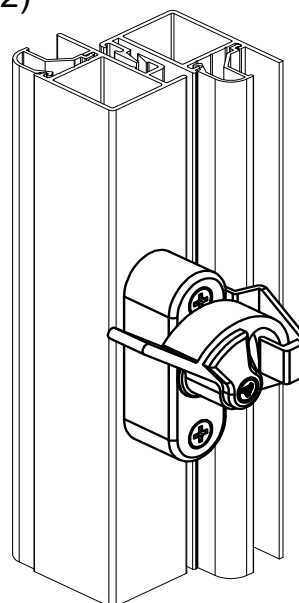
DIREITO

ESQUERDO

**CONTRAFECHO**



**DETALHE DE APLICAÇÃO:**  
(escala 1:2)



**CARACTERÍSTICAS:**

Componentes:	Matéria-prima:
Base	Poliamida
Trinco	Alumínio
Contrafecho	Alumínio
Acabamentos	Poliamida
Parafusos	Aço Inox
Rebites	Alumínio

**Acabamento Anodizado e Pintado**

Preto      Fosco      Branco

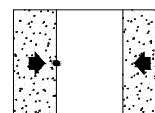
**Embalagem**

10 Fechos  
20 Parafusos  
10 Contrafechos  
30 Rebites

**CÓDIGO**

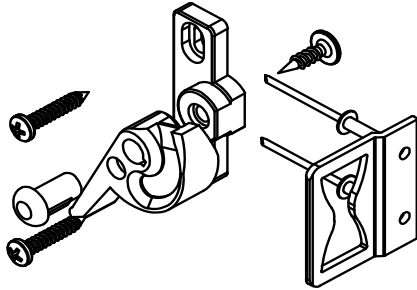
**ACABAMENTO**

FEC 475 PR	Direito / Preto
FEC 475 FS	Direito / Fosco
FEC 475 EB	Direito / Branco
FEC 474 PR	Esquerdo / Preto
FEC 474 FS	Esquerdo / Fosco
FEC 474 EB	Esquerdo / Branco

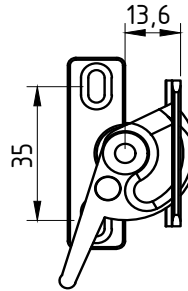


**JANELAS  
DE CORRER  
2 FOLHAS**

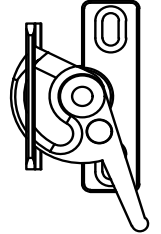
**PERSPECTIVA:**  
(sem escala)



**DIMENSÕES:**  
(escala 1:2)



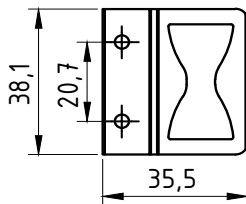
DIREITO



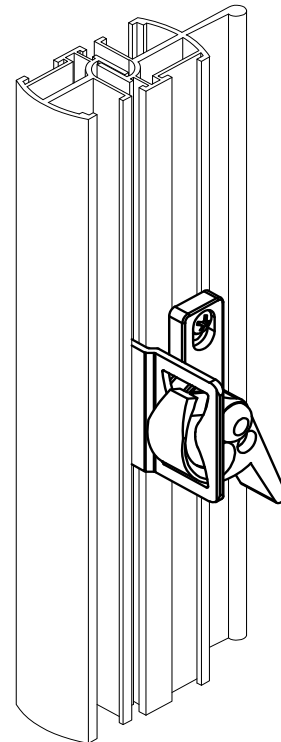
ESQUERDO

**CONTRAFECHO** (escala 1:2)

Acabamento: Anodizado Preto



**DETALHE DE APLICAÇÃO:**  
(Sem Escala)



OBS: Utilizado nos modelos sem baguete

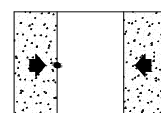
**CARACTERÍSTICAS:**

Componentes:	Matéria-prima:
Base	Poliamida
Trinco	Poliamida
Contrafecho	Alumínio
Acabamentos	Poliamida
Parafusos	Inox
Rebites	Alumínio

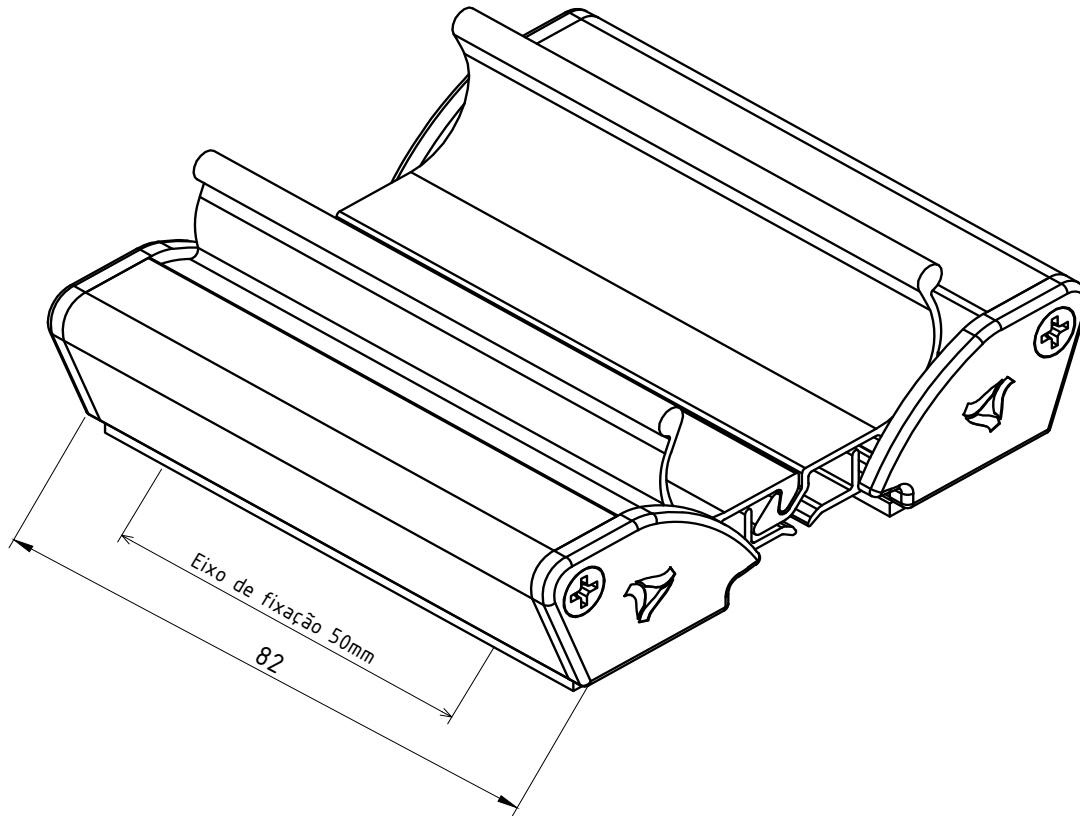
Acabamento	Preto
------------	-------

Embalagem	10 Fechos
	20 Parafusos
	10 Contrafechos
	20 Rebites

CÓDIGO	ACABAMENTO
FEC-954	Direito/Preto
FEC-955	Esquerdo/Preto

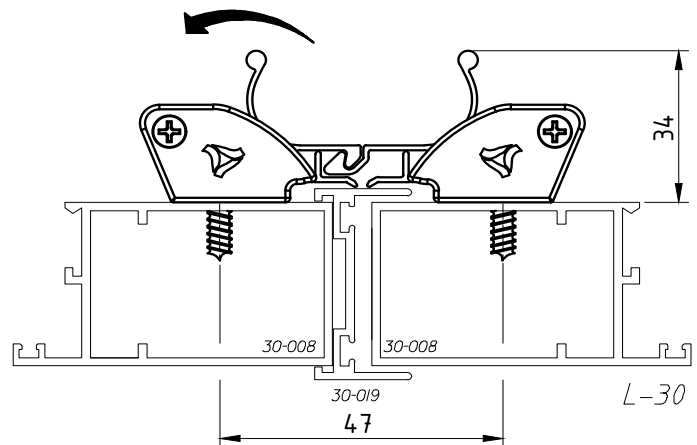


JANELAS  
DE CORRER  
2 FOLHAS



DETALHE DE APLICAÇÃO:  
(sem escala)

ACIONAMENTO



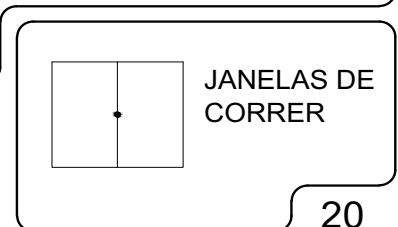
CARACTERÍSTICAS:

Componentes:	Matéria-prima:
Estrutura	Alumínio
Parafusos	Aço Inox
Acabamentos	Nylon Preto
Mola	Aço Mola

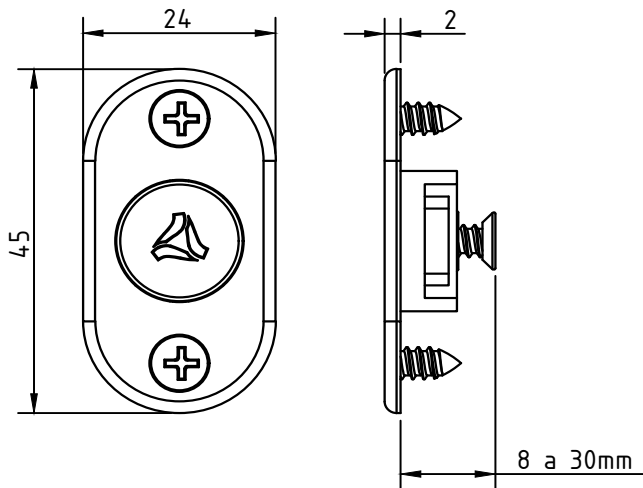
Acabamento		
Preto	Branco	Fosco

Embalagem	01 Puxador
	01 Mola
	08 Parafusos
	04 Tampas

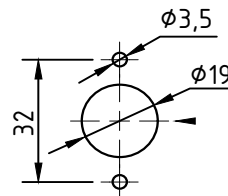
CÓDIGO	ACABAMENTO
FEC311P	Preto
FEC311EB	Branco
FEC311FS	Fosco



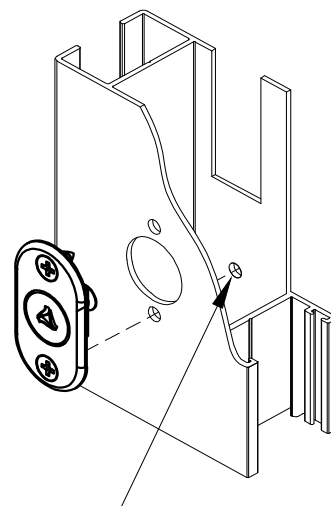
(escala 1:1)



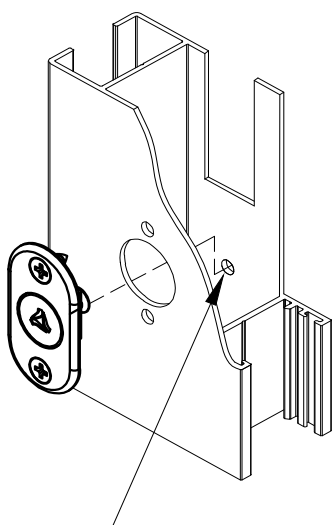
USINAGEM 1:  
(escala 1:2)



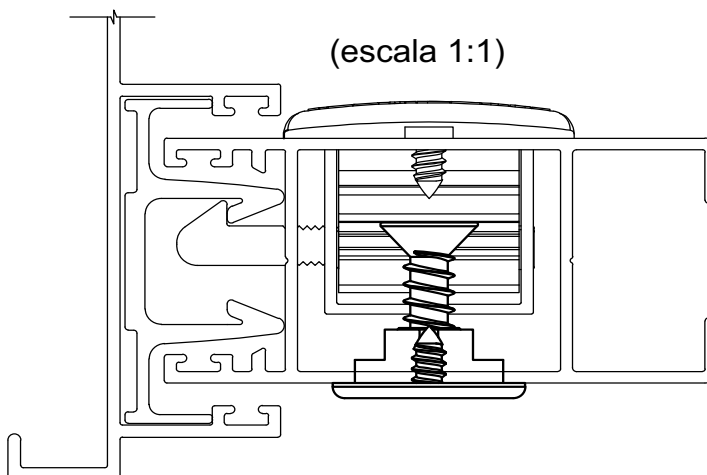
(sem escala)



(sem escala)



(escala 1:1)

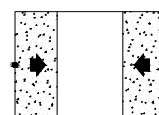


Componentes:	
Base	Poliamida
Pino	Poliamida
Parafusos	

Acabamento	
Preto	Branco

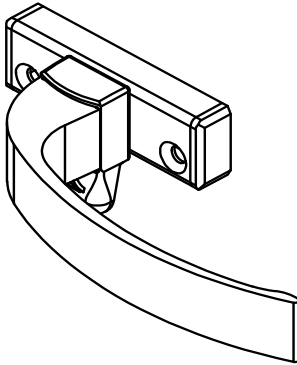
Embalagem	01Acionador
	04 Parafusos

	ACABAMENTO
FEC-0400PT	Preto
FEC-0400BC	Branco

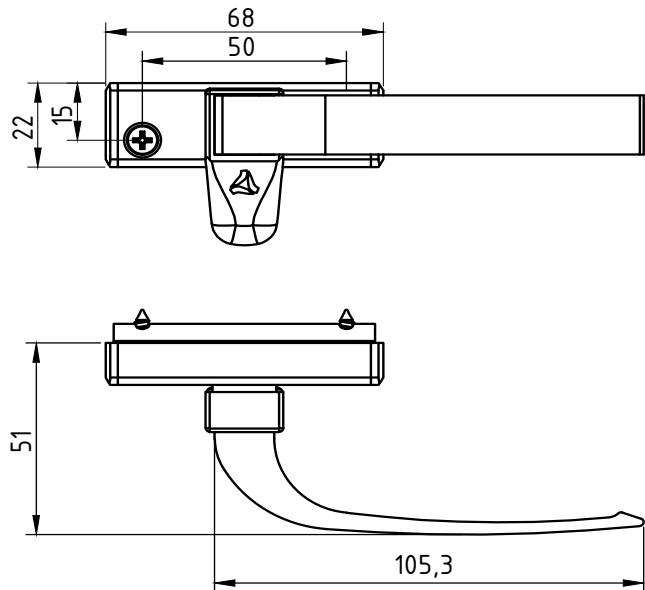


JANELAS  
E PORTAS  
DE CORRER

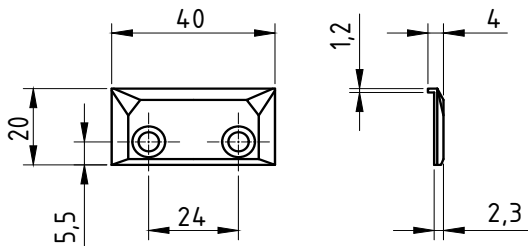
**PERSPECTIVA:**  
(sem escala)



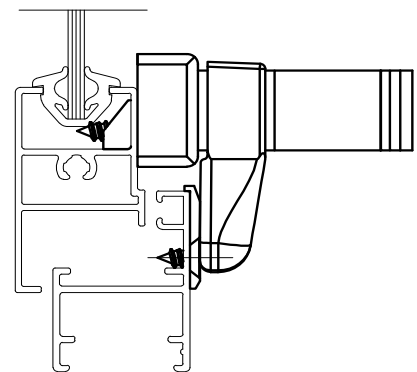
**DIMENSÕES:**  
(escala 1:2)



**CONTRAFECHO:**  
(escala 1:2)



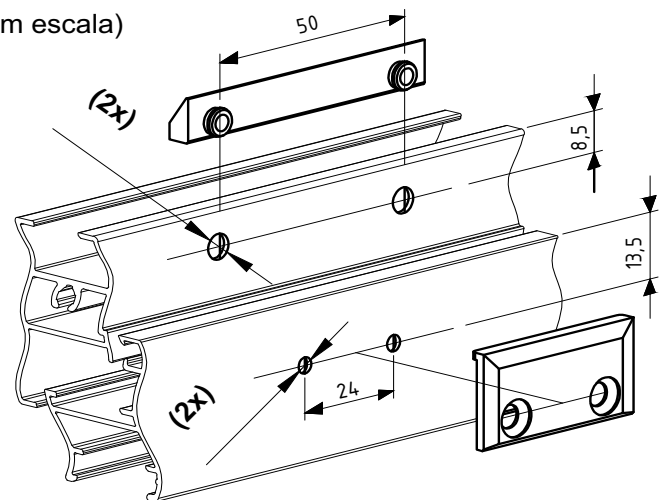
**DETALHE DE APLICAÇÃO:**  
(Sem escala)



**CARACTERÍSTICAS:**

Componentes:	Matéria-prima:
Base	Alumínio
Alavanca	Alumínio
Trava	Poliamida
Acabamentos	Poliamida
Arruela	Aço zincado
Contrafecho	Poliamida
Parafusos	Aço Inox

**USINAGEM**  
(Sem escala)



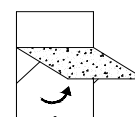
**Acabamento Anodizado e Pintado**

Preto      Fosco      Branco

Embalagem

25 Fechos  
100 Parafusos  
25 Contrafechos

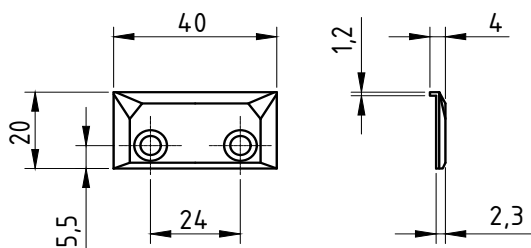
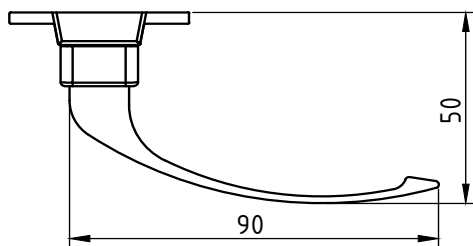
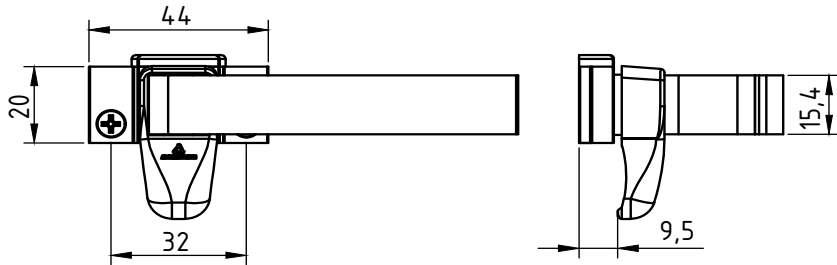
CÓDIGO	ACABAMENTO
FEC 1014	Preto
FEC 10140	Fosco
FEC 1014EB	Branco



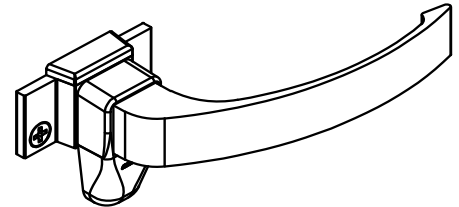
**JANELAS  
MAXIM-AR**



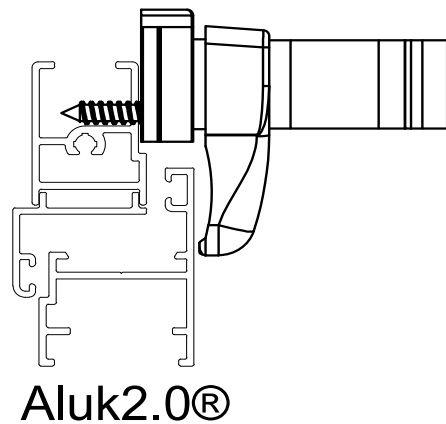
**DIMENSÕES:**  
(escala 1:2)



**PERSPECTIVA**  
(escala 1:2)



**DETALHE DE APLICAÇÃO ALUMÍNIO:**  
(sem escala)



**DETALHE DE APLICAÇÃO MADEIRA:**  
(sem escala)

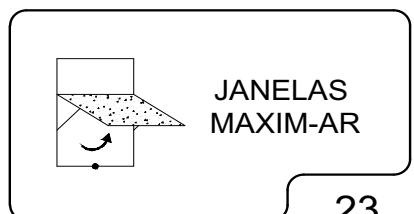
**CARACTERÍSTICAS:**

Componentes:	Matéria-prima:
Base	Alumínio
Alavanca	Alumínio
Tampa	Poliamida
Trava/contra fecho	Poliamida
Arruela	Aço zincado
Parafusos	Aço Inox

Acabamento Anodizado e Pintado			
Preto	Bronze 1003	Fosco	Branco

Embalagem	20 Fechos
	20 Contrafechos
	80 Parafusos

CÓDIGO	ACABAMENTO
FEC-0008FS	Fosco
FEC-0008BR	Bronze
FEC-0008PT	Preto
FEC-0008BC	Branco



**JANELAS  
MAXIM-AR**

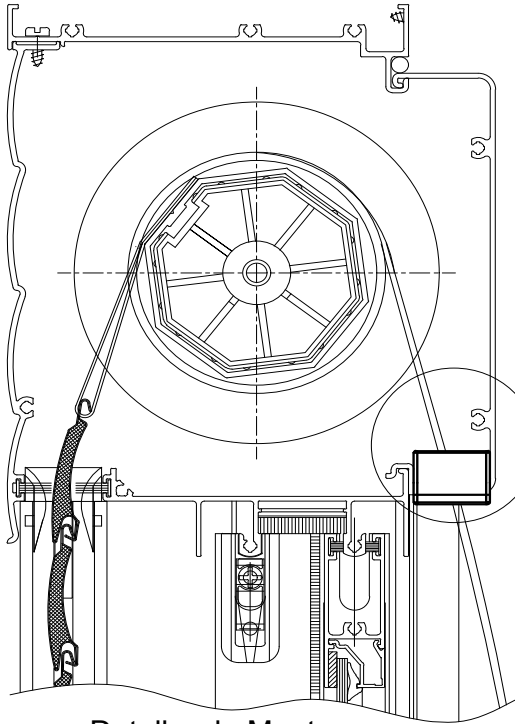
Junho/2013

Novembro/2008

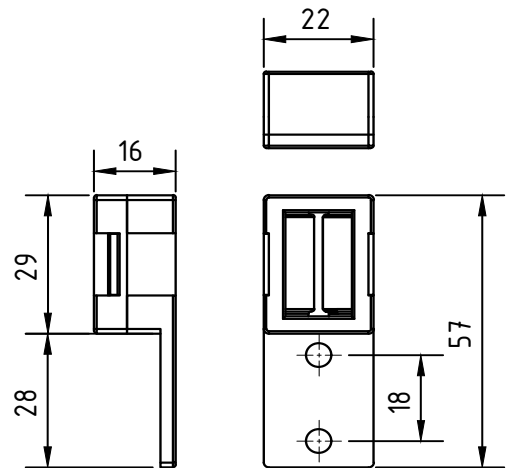
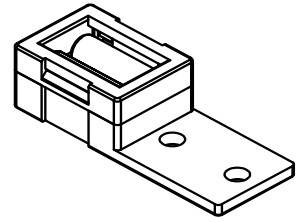
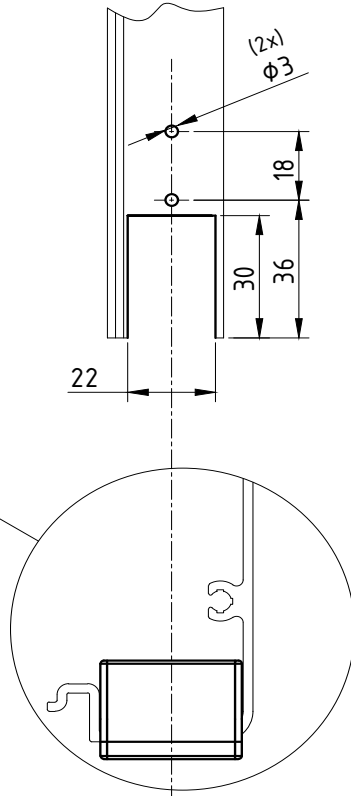
CÓDIGO	DESCRIÇÃO
GUI - 01	Guia da Cinta em poliamida preto
GUI - 01EB	Guia da Cinta em poliamida branco

Usinagem  
(S/ Escala)

Dimensões  
(Escala 1:1,5)

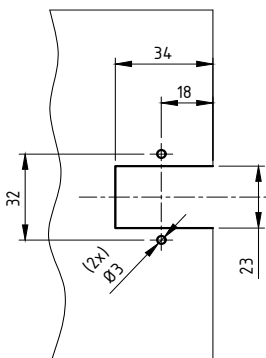
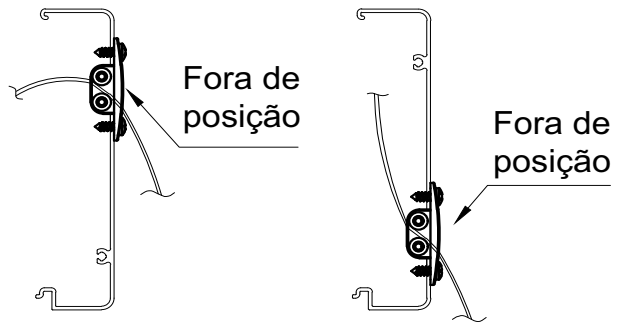


Detalhe de Montagem  
(S/ Escala)



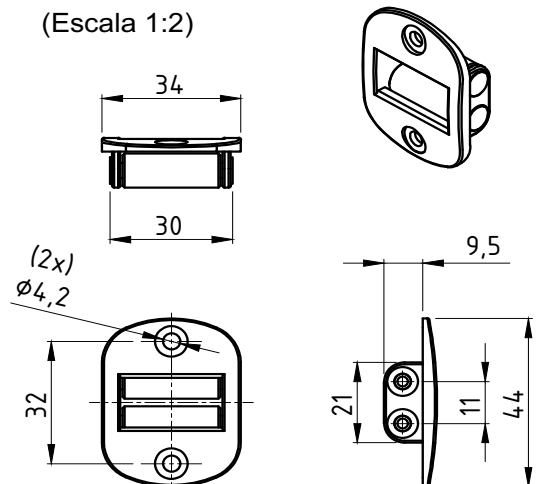
CÓDIGO	DESCRIÇÃO
GUI - 02	Guia da Cinta em poliamida preto
GUI - 02EB	Guia da Cinta em poliamida branco

Detalhe de Montagem  
(S/ Escala)

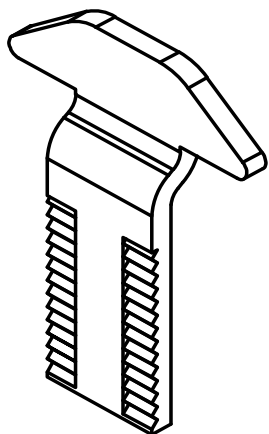


Dimensões  
(Escala 1:2)

Usinagem  
(S/ Escala)

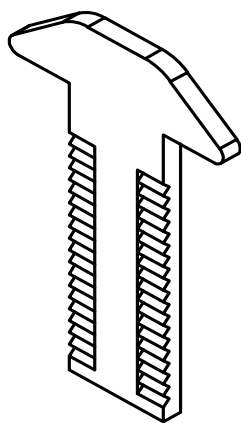
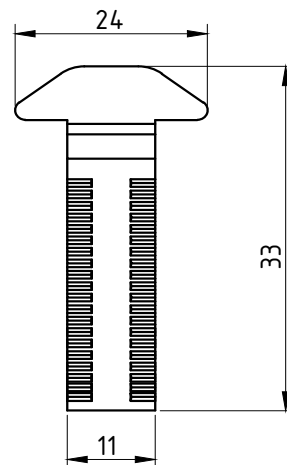


\* OBS: ACONSELHAMOS MANTER UM ÂNGULO DE FIXAÇÃO CONFORME DETALHADO PARA NÃO PROVOCAR ESFORÇO EXCESSIVO NA GUIA DA CINTA.



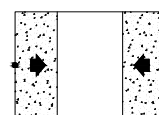
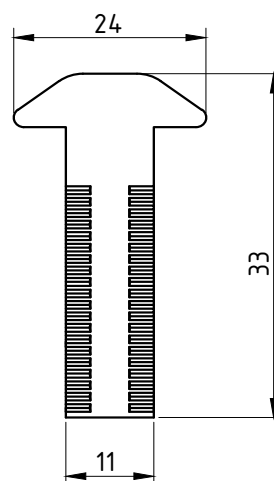
LIN-03

TORTA



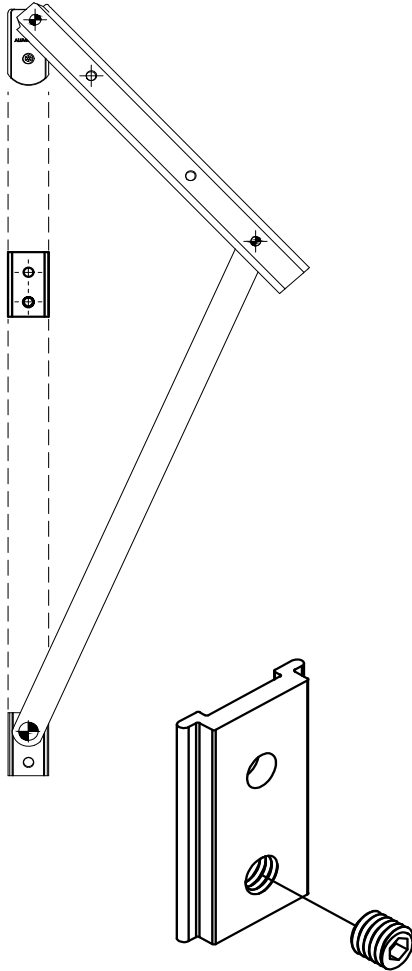
LIN-05

RETA

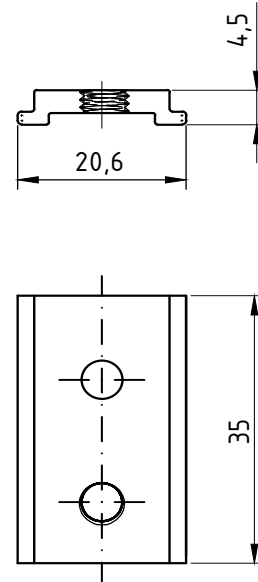


Maio/2012

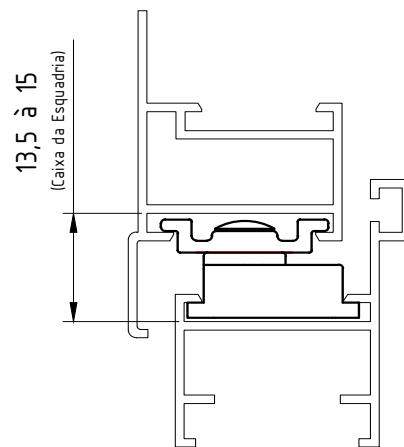
**PERSPECTIVA:**  
(sem escala)



**DIMENSÕES:**  
(escala 1:1)



**DETALHE DE APLICAÇÃO:**  
(Sem escala)



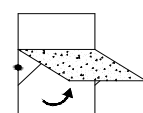
**CARACTERÍSTICAS:**

Componentes:	Matéria-prima:
Estrutura	Alumínio
Parafuso	Aço inox

Acabamento Anodizado e Pintado		
Preto	Fosco	Branco

Embalagem	20 Limitadores
	20 Parafusos

CÓDIGO	ACABAMENTO
LM-01	Preto
LM-010	Fosco
LM-01EB	Branco



**JANELAS  
MAXIM-AR**



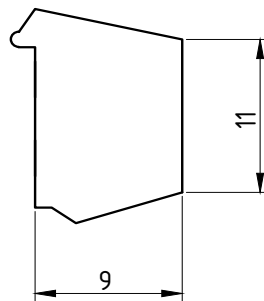
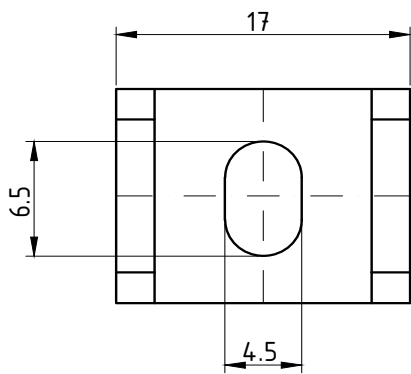
# PRESILHA DO REMATE

BP-347 / MP-347 / N-1641 / 45-128

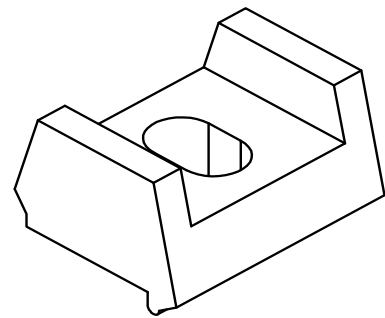
APLICAÇÃO:

ALUK 2.0®

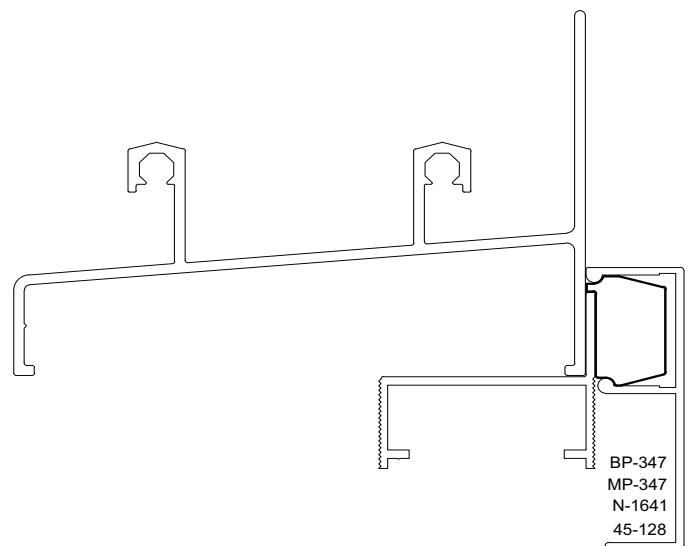
DIMENSÕES:  
(sem escala)



PERSPECTIVA:  
(escala 1:1)



DETALHE DE APLICAÇÃO:  
(sem escala)



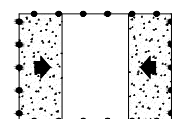
CARACTERÍSTICAS:

Componentes:	Matéria-prima:
Estrutura	Poliamida

Acabamento	Preto
------------	-------

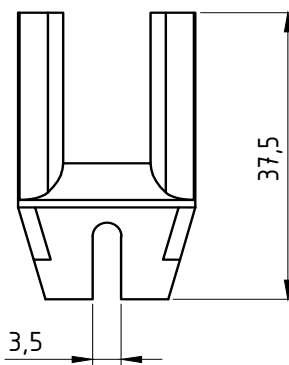
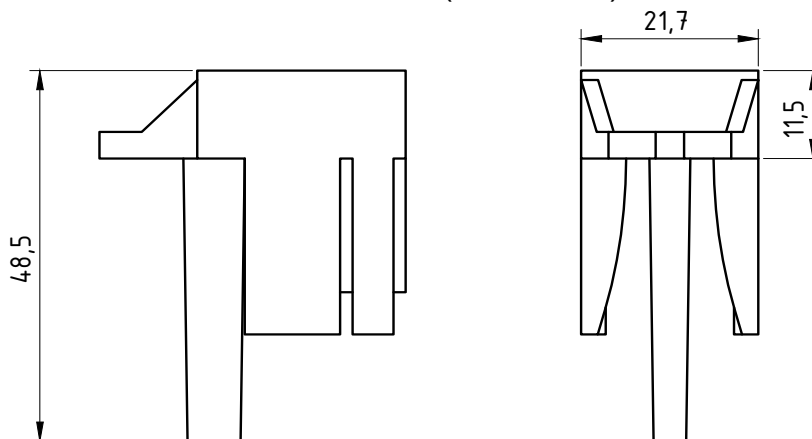
Embalagem	200 Peças
-----------	-----------

CÓDIGO	ACABAMENTO
NYL- 190	Preto

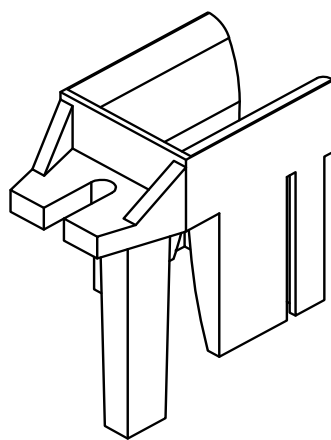


DIVERSAS

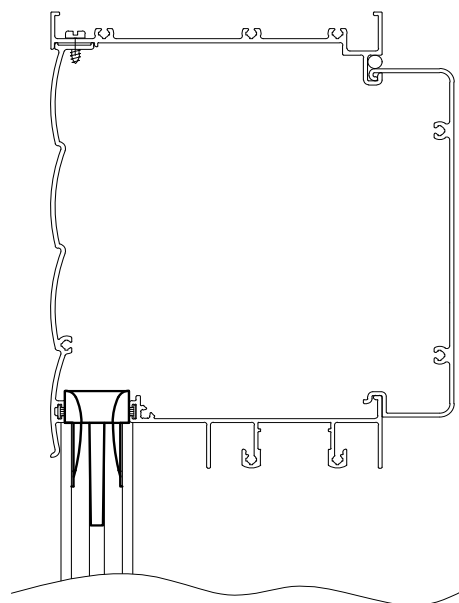
**DIMENSÕES:**  
(escala 1:1)



**PERSPECTIVA SEM ESCALA:**



**DETALHE DE APLICAÇÃO:**  
(sem escala)



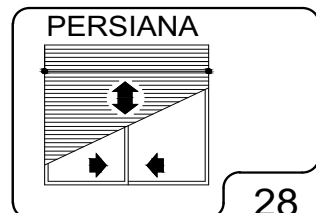
**CARACTERÍSTICAS:**

<b>Componentes:</b>	<b>Matéria-prima:</b>
Estrutura	Poliamida
Parafuso	Aço Inox

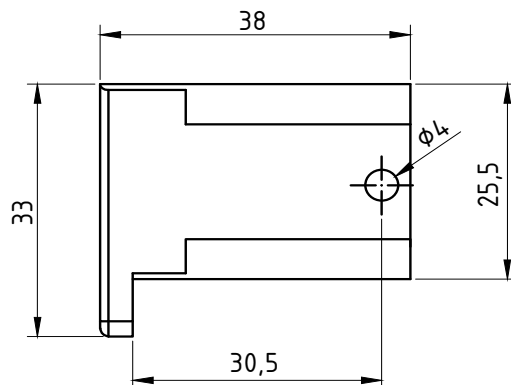
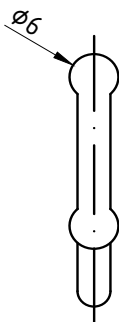
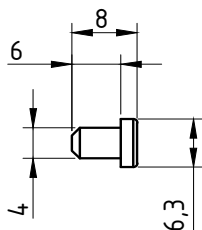
<b>Acabamento</b>	<b>Preto</b>
-------------------	--------------

<b>Embalagem</b>	<b>25 Peças</b>
	<b>25 Parafusos</b>

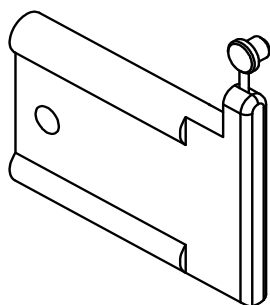
<b>CÓDIGO</b>	<b>ACABAMENTO</b>
<b>NYL-370</b>	<b>Preto</b>



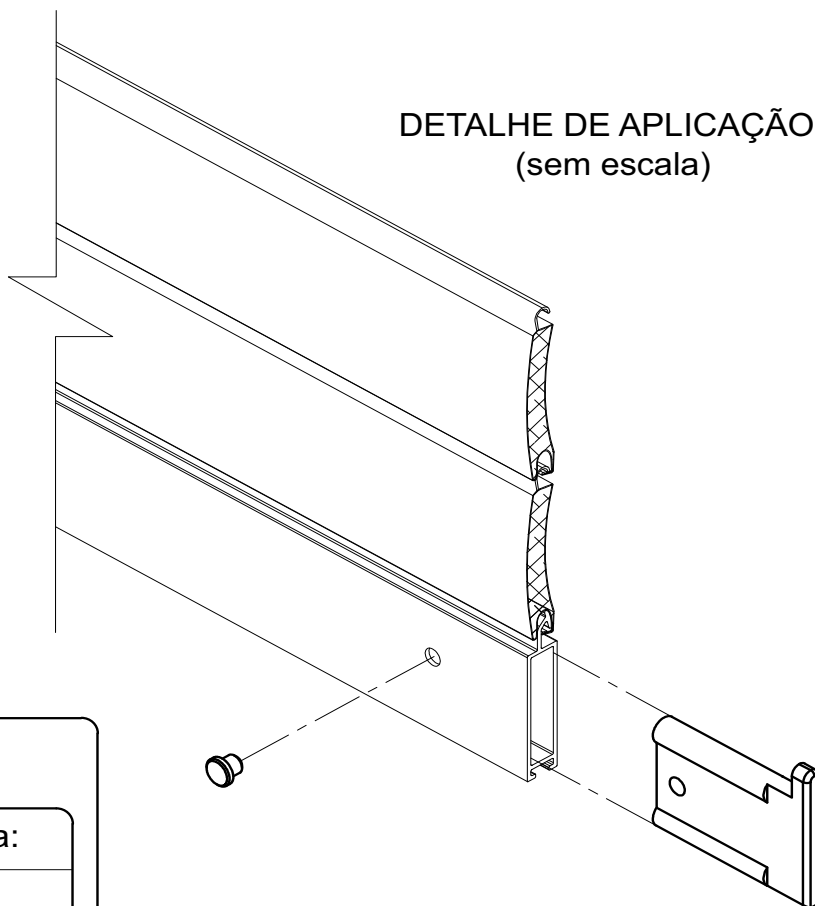
**DIMENSÕES:**  
(escala 1:1)



**PERSPECTIVA SEM ESCALA:**



**DETALHE DE APLICAÇÃO:**  
(sem escala)



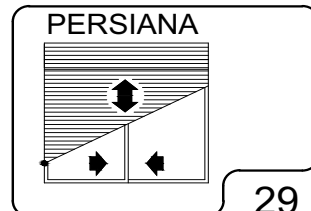
**CARACTERÍSTICAS:**

Componentes:	Matéria-prima:
Estrutura	Poliamida
Pino	Poliamida

Acabamento	Preto
------------	-------

Embalagem	25 Peças
-----------	----------

CÓDIGO	ACABAMENTO
NYL-369	Preto



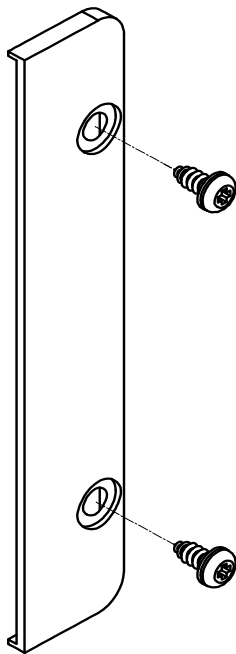


# TAMPA LATERAL DA CAIXA DAS PERSIANAS (JANELA MH0007)

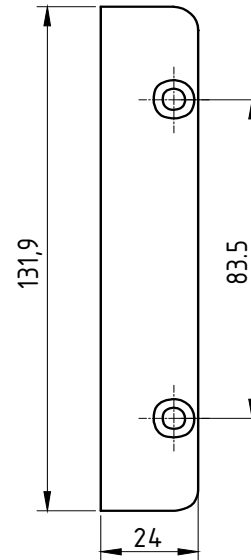
APLICAÇÃO:

ALUK 2.0®

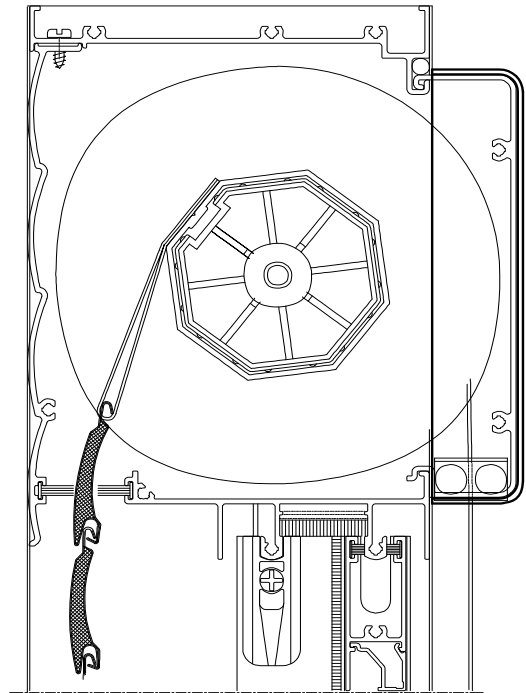
PERSPECTIVA:  
(escala 1:2)



DIMENSÕES:  
(escala 1:2)



DETALHE DE APLICAÇÃO:  
(sem escala)



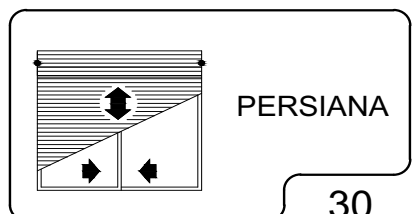
## CARACTERÍSTICAS:

Componentes:	Matéria-prima:
Estrutura	Poliamida
Parafusos	Aço Inox

Acabamentos	
Preto	Branco

Embalagem	20 Peças
	40 Parafusos

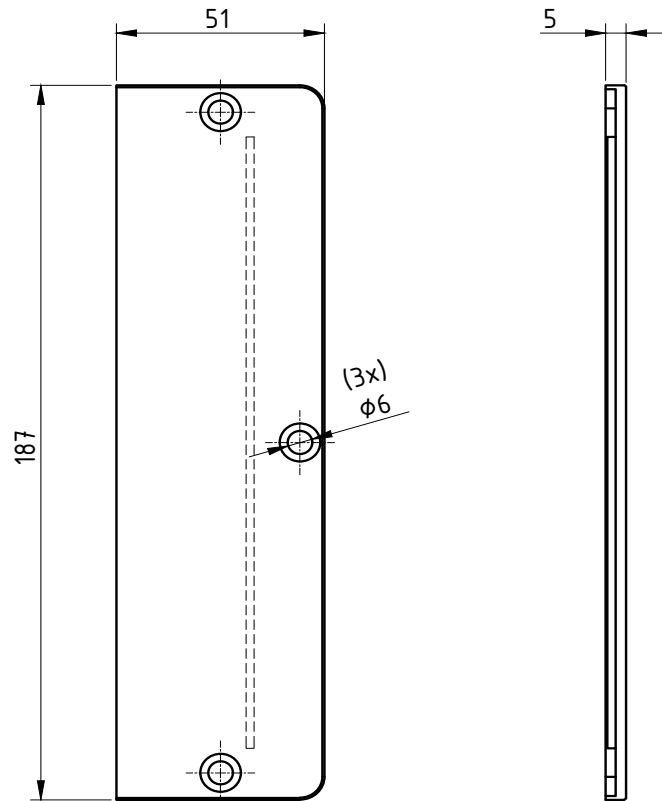

CÓDIGO	ACABAMENTO
NYL- 411	Preto
NYL- 411NB	Branco



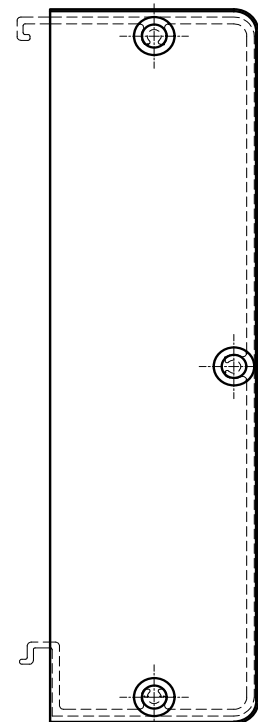


**DIMENSÕES:**  
(escala 1:2)

**PERSPECTIVA:**  
(escala 1:2)



**DETALHE DE APLICAÇÃO:**  
(sem escala)



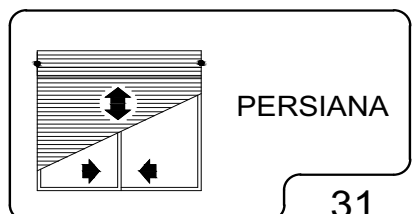
**CARACTERÍSTICAS:**

Componentes:	Matéria-prima:
Estrutura	Poliamida
Parafusos	Aço Inox

Acabamentos	
Preto	Branco

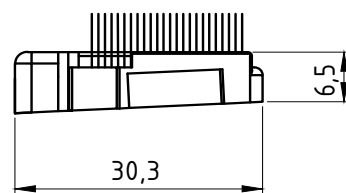
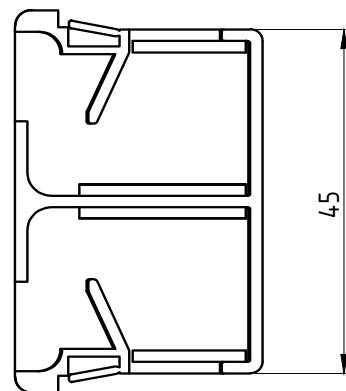
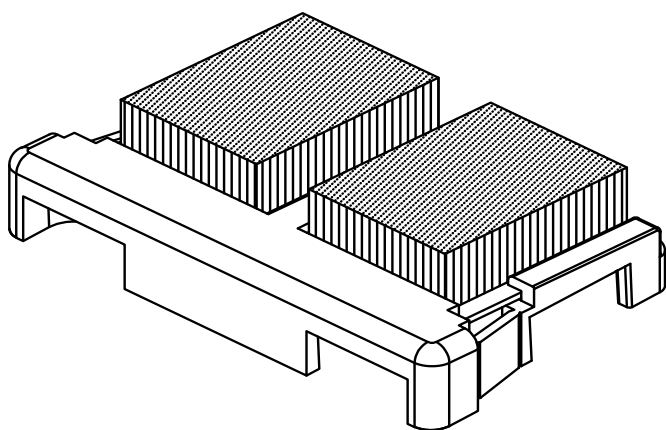
Embalagem	20 Peças
	60 Parafusos

CÓDIGO	ACABAMENTO
NYL- 383	Preto
NYL- 383NB	Branco

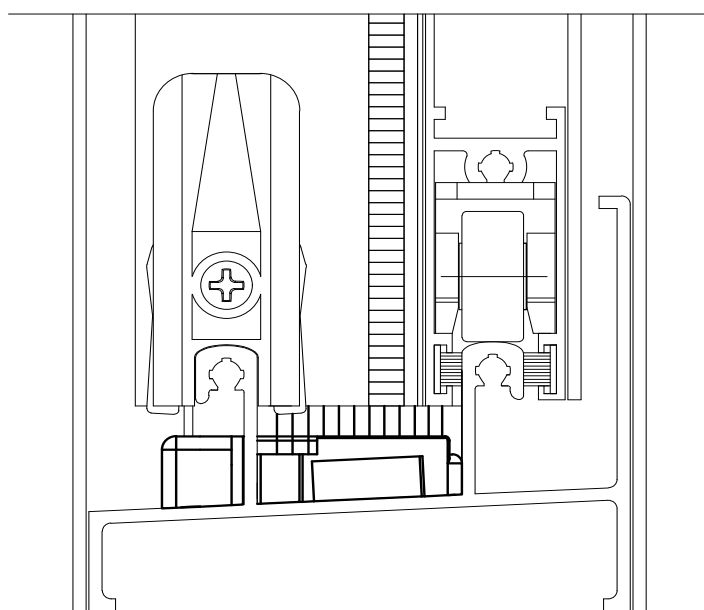


DIMENSÕES:  
(escala 1:1)

PERSPECTIVA:  
(escala 1,5:1)



DETALHE DE APLICAÇÃO:  
(sem escala)



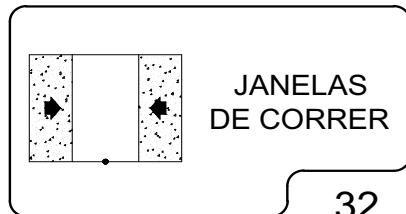
CARACTERÍSTICAS:

Componentes:	Matéria-prima:
Estrutura	Poliamida
Fita Vedadora	Polipropileno

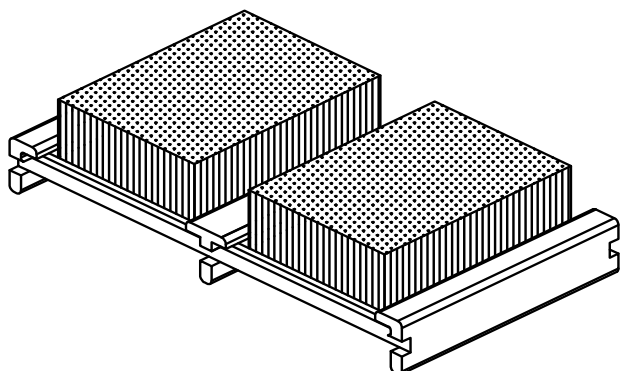
Acabamento	Preto / Branco
------------	----------------

Embalagem	100 Peças
-----------	-----------

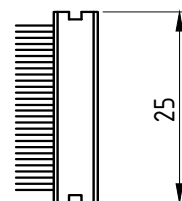
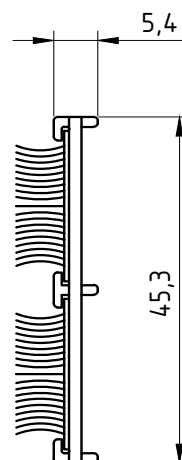
CÓDIGO	ACABAMENTO
NYL- 412	Preto
NYL- 412NB	Branco



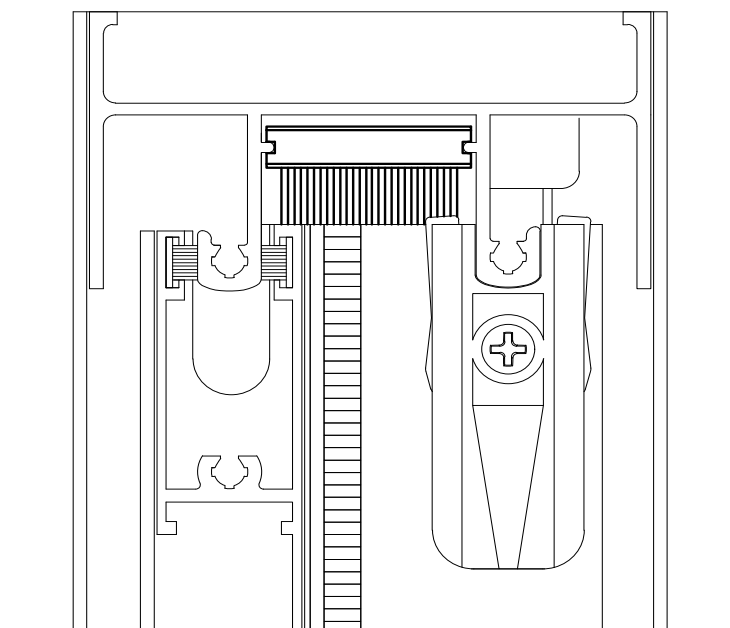
PERSPECTIVA:  
(escala 1,5:1)



DIMENSÕES:  
(escala 1:1)



DETALHE DE APLICAÇÃO:  
(sem escala)



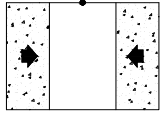
### CARACTERÍSTICAS:

Componentes:	Matéria-prima:
Estrutura	Poliamida
Fita Vedadora	Polipropileno

Acabamento	Preto / Branco
------------	----------------

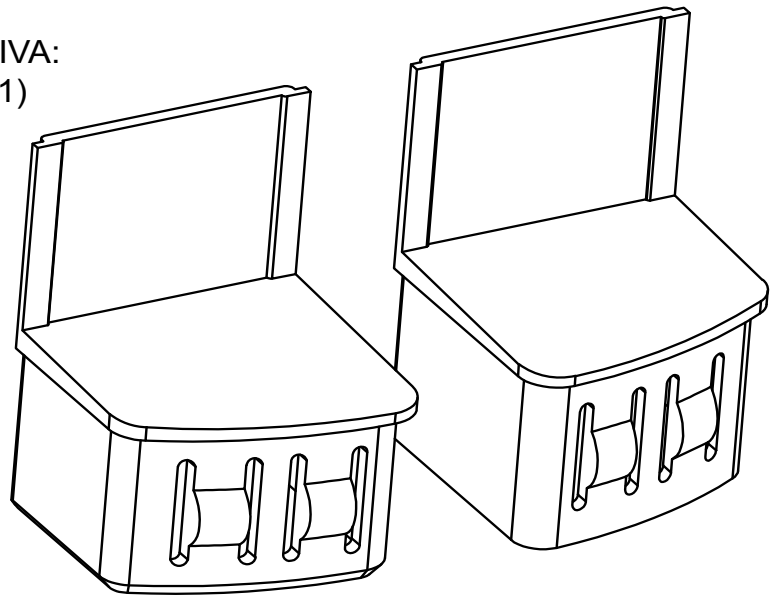
Embalagem	100 Peças
-----------	-----------

CÓDIGO	ACABAMENTO
NYL- 413	Preto
NYL- 413NB	Branco

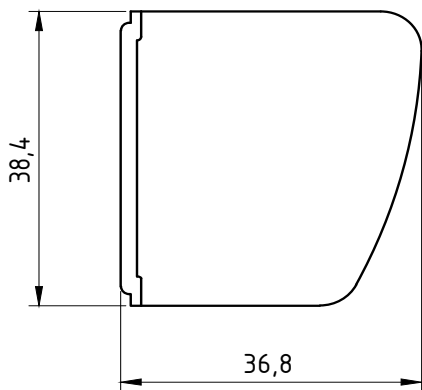
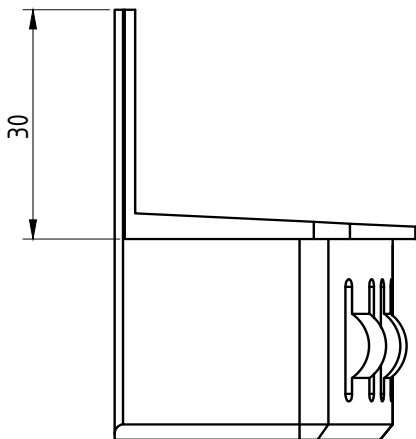


JANELAS  
DE CORRER

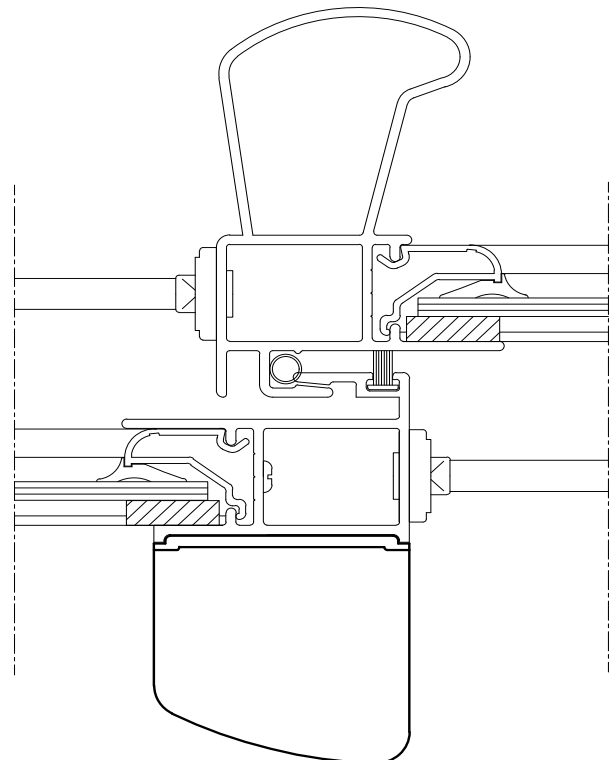
PERSPECTIVA:  
(escala 1:1)



DIMENSÕES:  
(escala 1:1)



DETALHE DE APLICAÇÃO:  
(sem escala)



CARACTERÍSTICAS:

Componentes:

Matéria-prima:

Estrutura

Poliamida

Acabamento

Preto / Branco

Embalagem

10 Pares

CÓDIGO

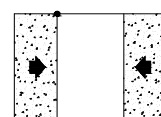
ACABAMENTO

NYL- 441

Preto

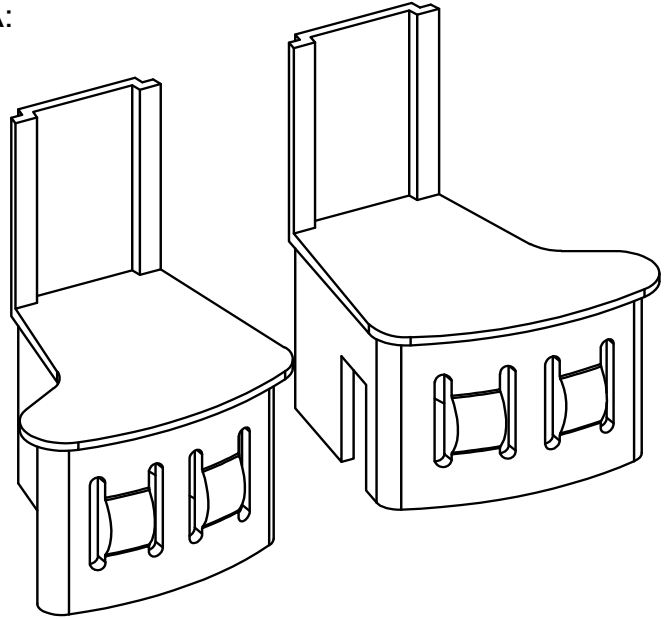
NYL- 441NB

Branco

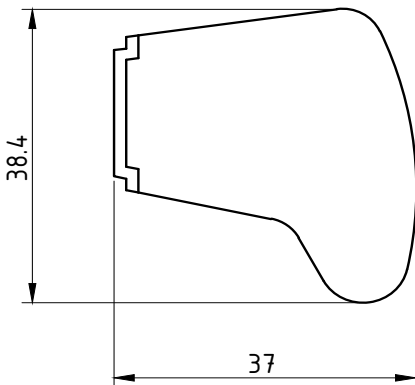
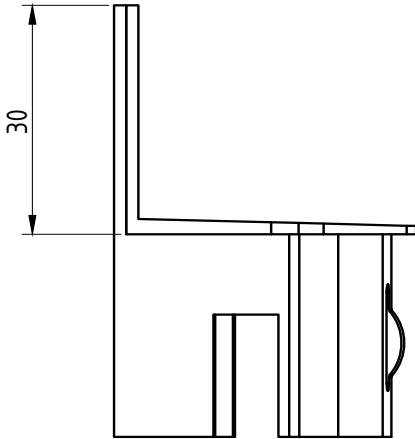


JANELAS  
E PORTAS  
DE CORRER

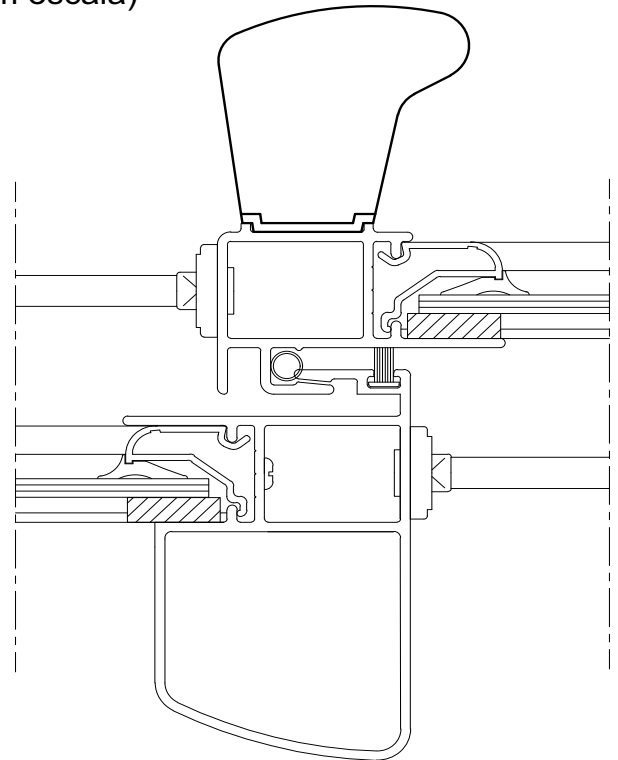
PERSPECTIVA:  
(escala 1:1)



DIMENSÕES:  
(escala 1:1)



DETALHE DE APLICAÇÃO:  
(sem escala)



CARACTERÍSTICAS:

Componentes:

Matéria-prima:

Estrutura

Poliamida

Acabamento

Preto / Branco

Embalagem

10 Pares

CÓDIGO

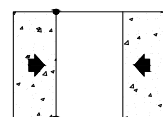
ACABAMENTO

NYL- 440

Preto

NYL- 440NB

Branco



JANELAS  
E PORTAS  
DE CORRER



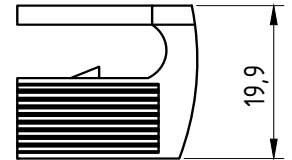
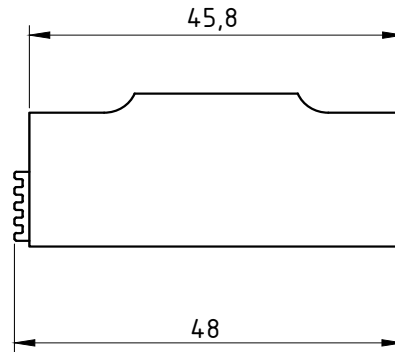
# BATEDEIRA

APLICAÇÃO:

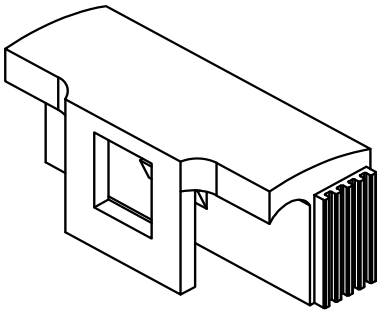
ALUK 2.0®

Março/2006

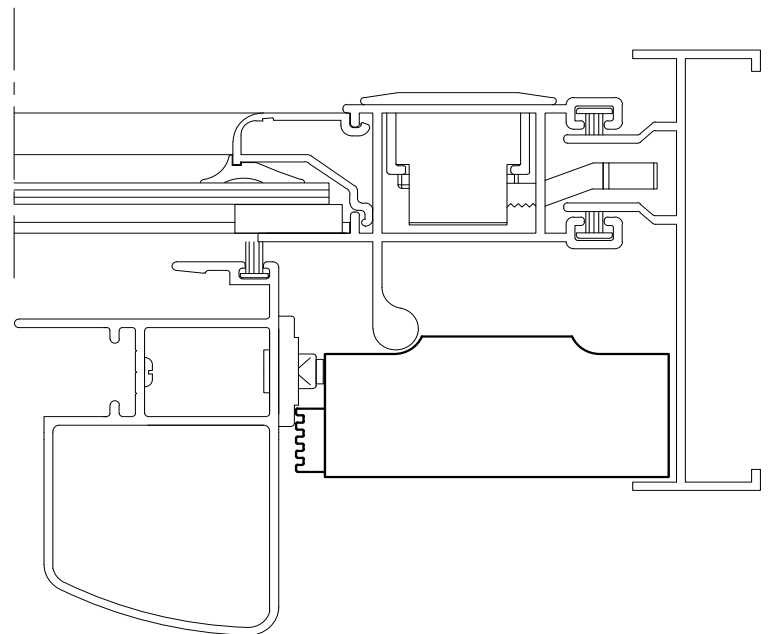
DIMENSÕES:  
(escala 1:1)



PERSPECTIVA:  
(escala 1:1)



DETALHE DE APLICAÇÃO:  
(sem escala)



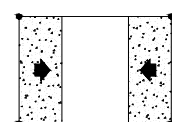
CARACTERÍSTICAS:

Componentes:	Matéria-prima:
Estrutura	Poliamida
Guarnição	EPDM (preto)

Acabamento	Preto / Branco
------------	----------------

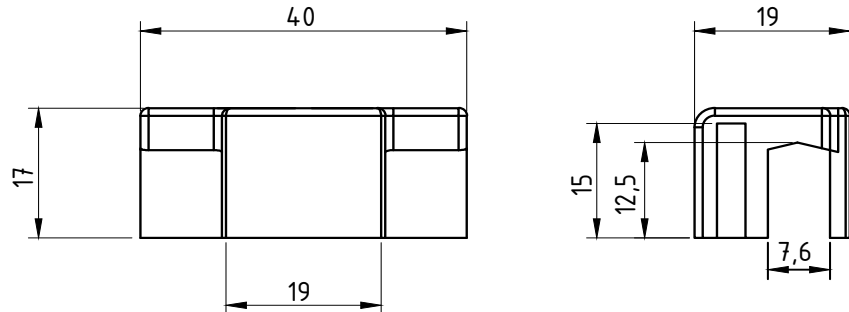
Embalagem	20 peças
-----------	----------

CÓDIGO	ACABAMENTO
NYL- 442	Preto
NYL- 442NB	Branco

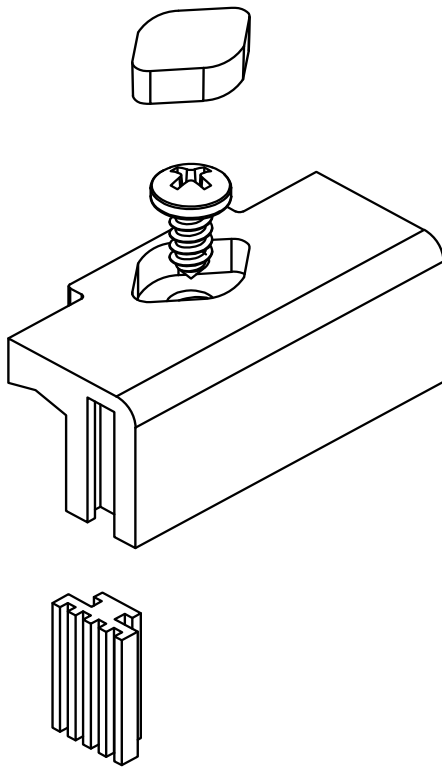


JANELAS  
DE CORRER

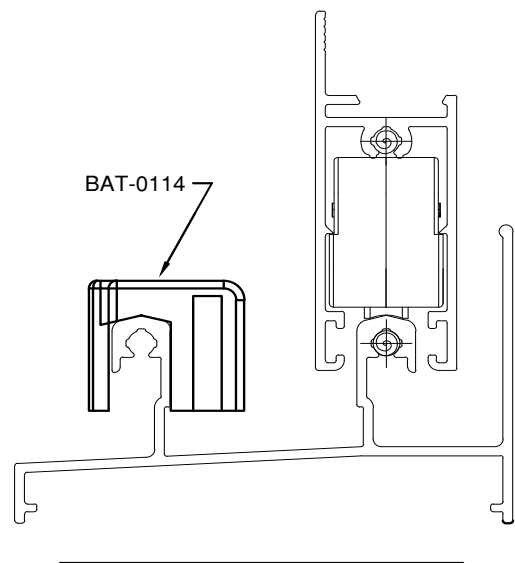
DIMENSÕES:  
(escala 1:1)



PERSPECTIVA SEM ESCALA:



DETALHE DE APLICAÇÃO:  
(sem escala)



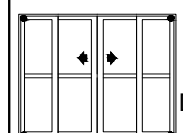
CARACTERÍSTICAS:

Componentes:	Matéria-prima:
Estrutura	Poliamida
Guarnição	EPDM(PRETO)
Parafusos	Inox

Acabamento	Preto
	Branco

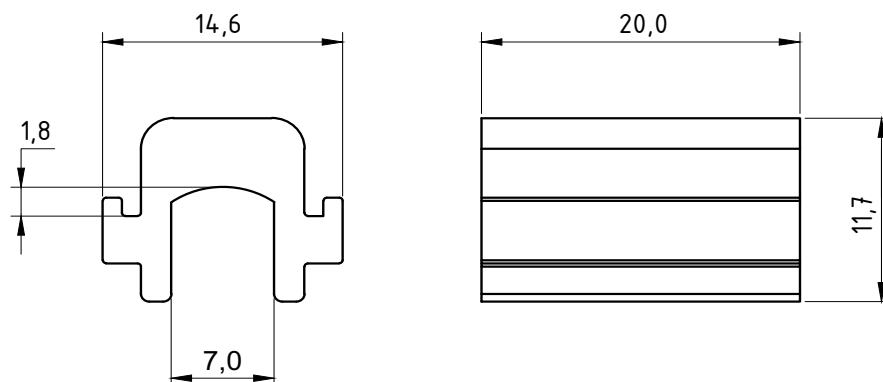
Embalagem	10 Peças
-----------	----------

CÓDIGO	ACABAMENTO
BAT-0414-PR	Preto
BAT-0414-BC	Branco

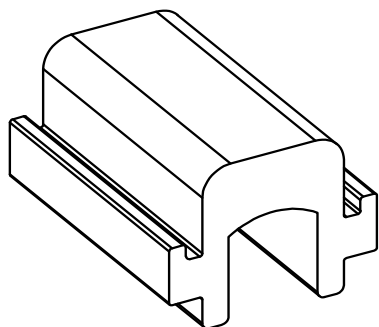


JANELAS  
E PORTAS  
DE CORRER

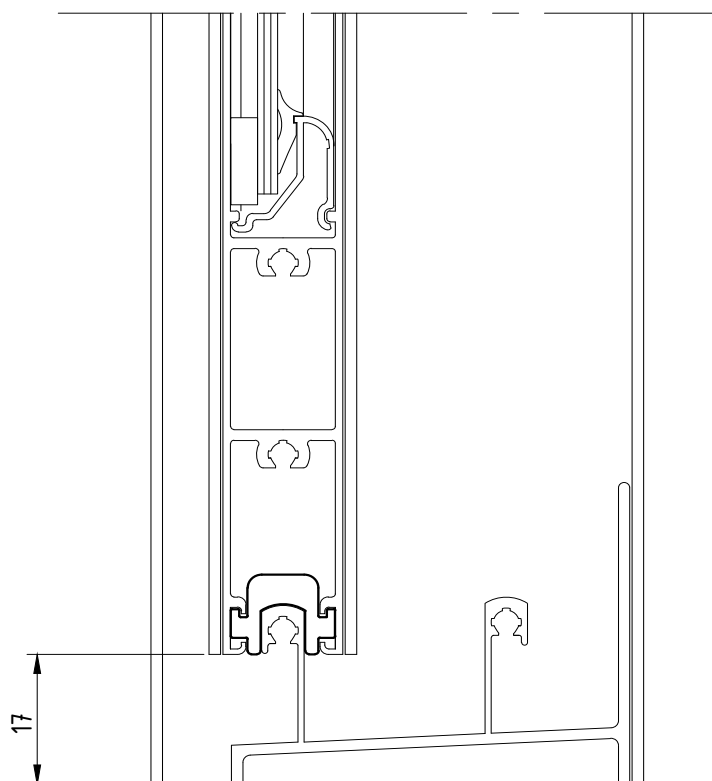
**DIMENSÕES:**  
(escala 2:1)



**PERSPECTIVA:**  
(escala 2:1)



**DETALHE DE APLICAÇÃO:**  
(sem escala)



**CARACTERÍSTICAS:**

Componentes:

Matéria-prima:

Estrutura

Poliamida

Acabamento

Preto

Embalagem

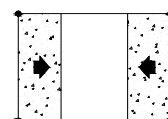
200 peças

CÓDIGO

ACABAMENTO

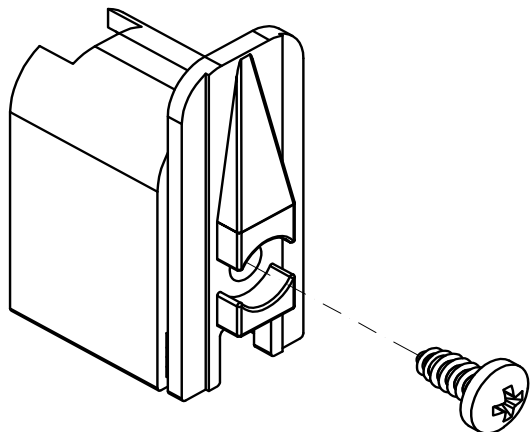
NYL 443

Preto

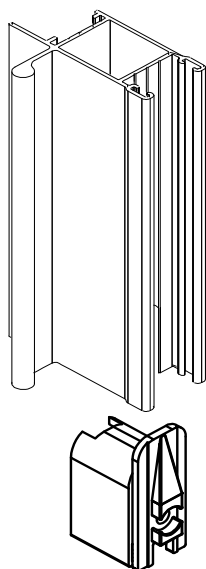


JANELAS  
E PORTAS  
DE CORRER

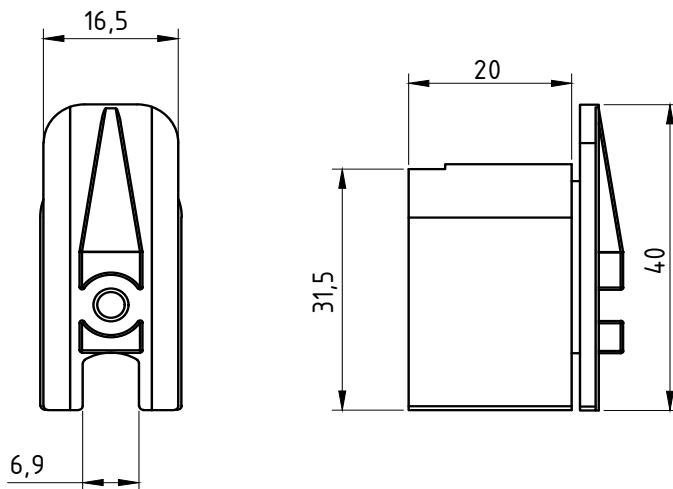




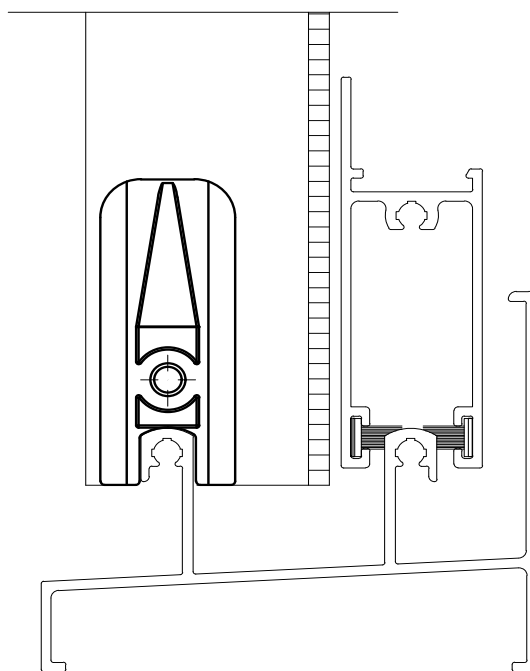
PERSPECTIVA:  
(sem escala)



DIMENSÕES:  
(escala 1:1)



DETALHE DE APLICAÇÃO:  
(sem escala)



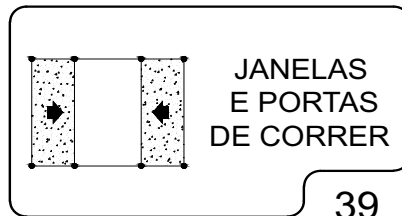
### CARACTERÍSTICAS:

Componentes:	Matéria-prima:
Estrutura	Poliamida
Fita vedadora	Polipropileno
Parafusos	Aço Inox

Acabamento	Preto / Branco
------------	----------------

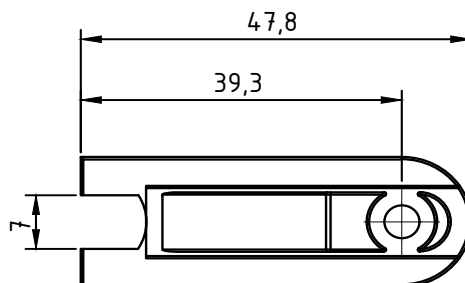
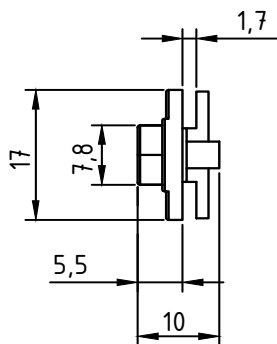
Embalagem	100 Guias
	100 Parafusos

CÓDIGO	ACABAMENTO
NYL- 444	Preto
NYL- 444NB	Branco

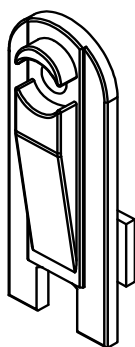


AGOSTO/2011

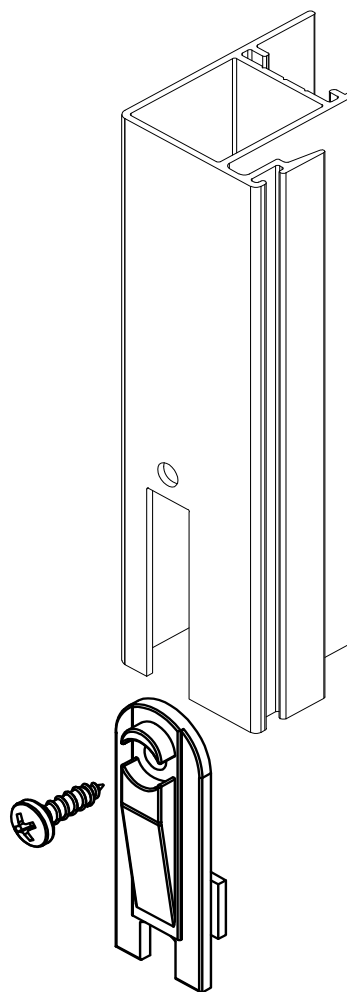
**DIMENSÕES:**  
(escala 1:1)



**DETALHE DE APLICAÇÃO:**  
(sem escala)



**DETALHE DE APLICAÇÃO:**  
(sem escala)



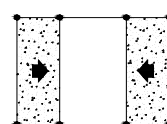
**CARACTERÍSTICAS:**

Componentes:	Matéria-prima:
Estrutura	Poliamida
Parafuso	Aço Inox

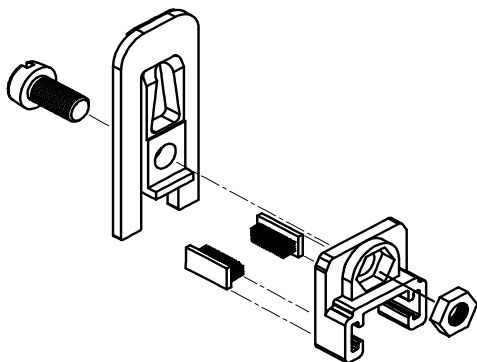
Acabamento	
Preto	Branco

Embalagem	100 peças
-----------	-----------

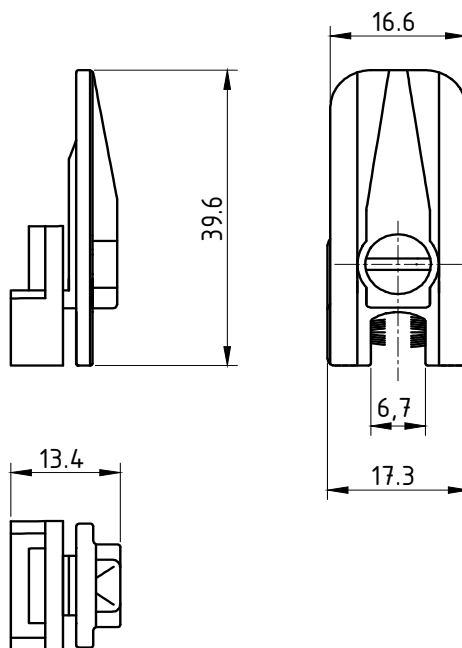
CÓDIGO	ACABAMENTO
NYL-444L	PRETO
NYL-444LNB	BRANCO



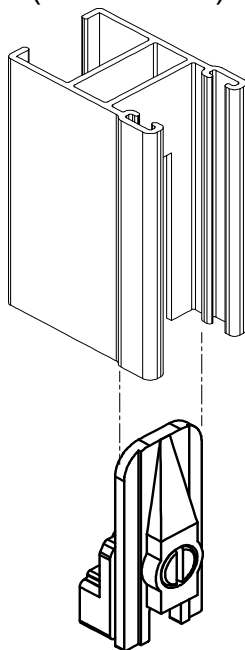
JANELAS  
E PORTAS  
DE CORRER



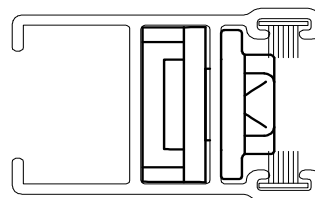
**DIMENSÕES:**  
(escala 1:1)



**PERSPECTIVA:**  
(sem escala)



**DETALHE DE APLICAÇÃO:**  
(sem escala)



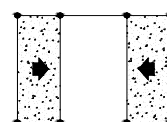
**CARACTERÍSTICAS:**

Componentes:	Matéria-prima:
Estrutura	Poliamida
Fita vedadora	Polipropileno
Parafuso	Aço Inox
Porca	Aço Inox

Acabamento	Preto / Branco
------------	----------------

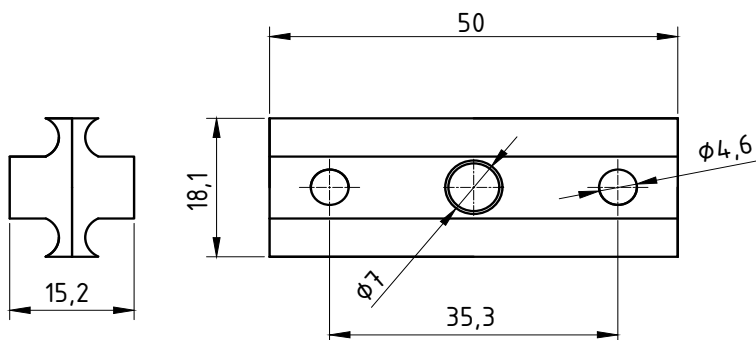
Embalagem	20 Guias
	20 Parafusos

CÓDIGO	ACABAMENTO
NYL- 450	Preto
NYL- 450NB	Branco

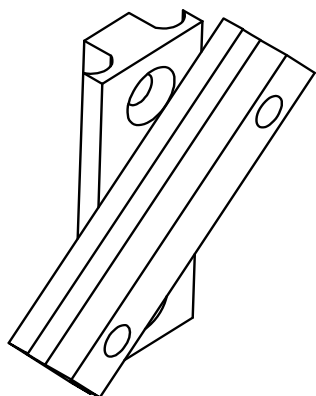


JANELAS  
E PORTAS  
DE CORRER

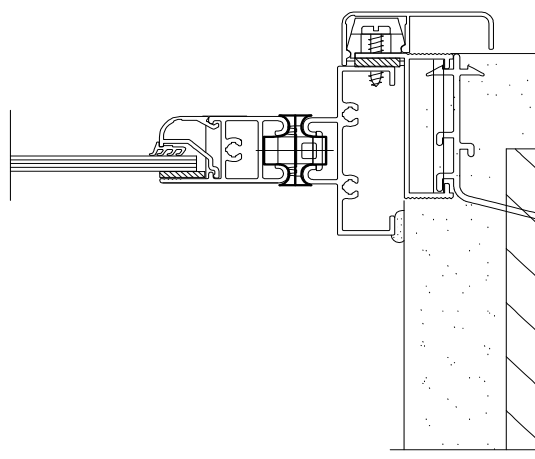
DIMENSÕES:  
(escala 1:1)



DETALHE DE APLICAÇÃO:  
(sem escala)



DETALHE DE APLICAÇÃO:  
(sem escala)



CARACTERÍSTICAS:

Componentes:	Matéria-prima:
Estrutura	Poliamida
Parafuso	Aço Inox

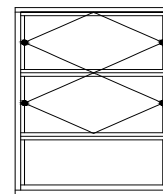
Acabamento

Preto

Embalagem

40 peças

CÓDIGO	ACABAMENTO
PIV-758	PRETO

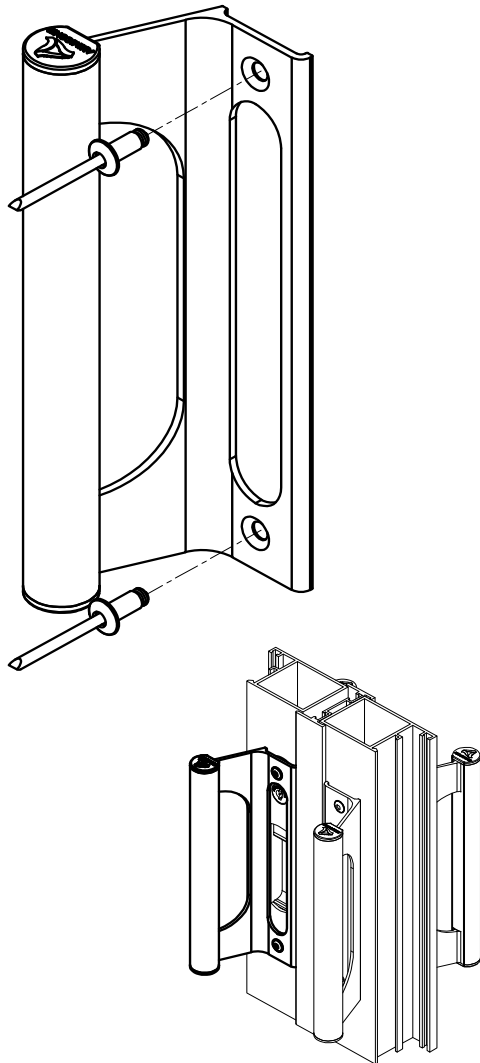


JANELAS  
BASCULANTES

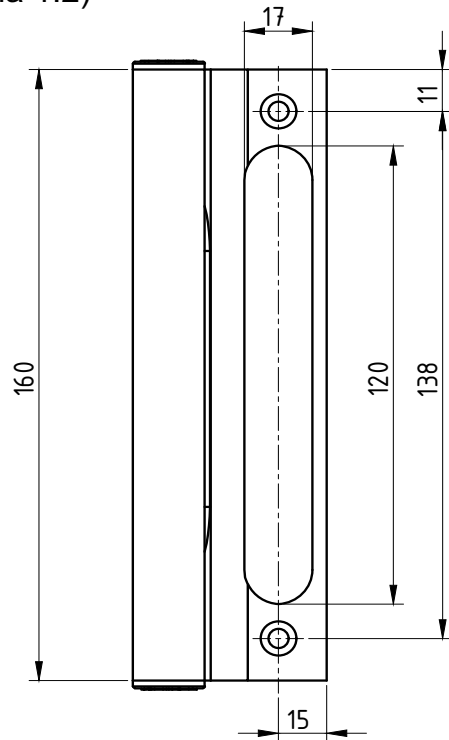


# PUXADOR PORTAS E JANELAS DE CORRER P/ FECHO CONCHA

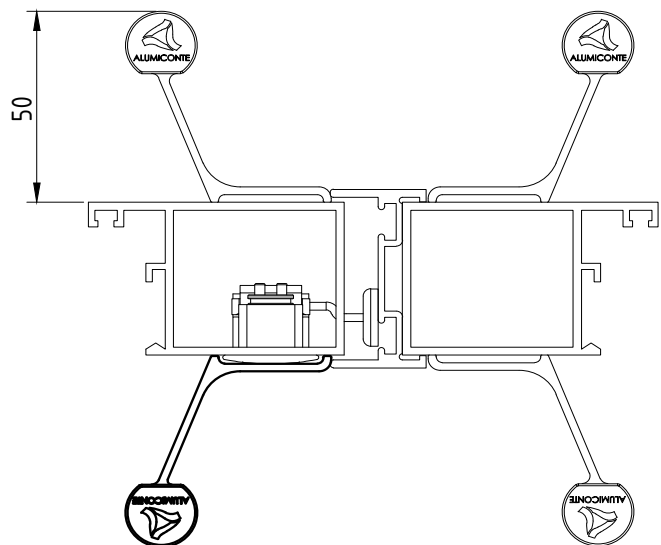
APLICAÇÃO:  
ALUK 2.0®



(escala 1:2)



(escala 1:2)



### APLICAÇÃO NOS FECHOS

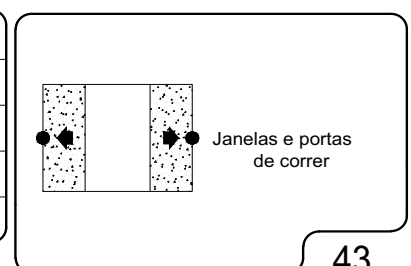
FEC-634	FEC-636
FEC-1035	FEC-1036
FEC-1037	FEC-1038

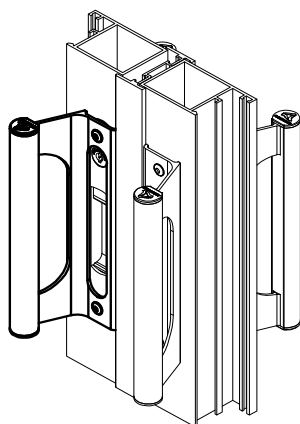
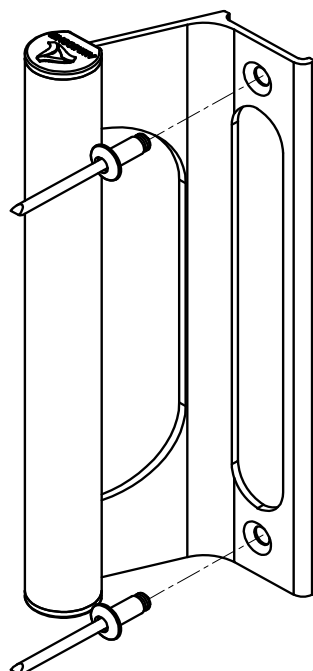
Componentes:	Matéria-prima:
Estrutura	Alumínio
Tampa	Poliamida
Rebite pop	Alumínio

Acabamento Anodizado e Pintado			
Preto	Branco	Fosco	Bronze

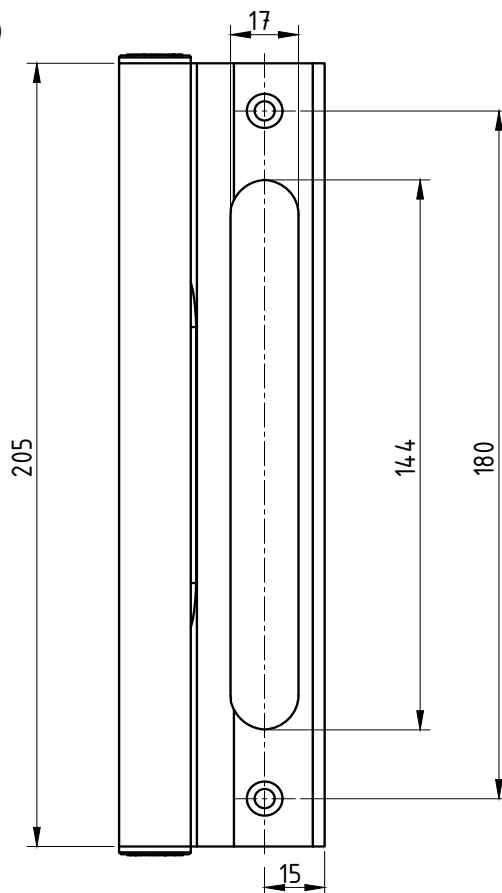
Embalagem	01 puxador
	02 rebites

CODIGO	ACABAMENTO
PUX-648	PRETO
PUX-6480	FOSCO
PUX-648EB	BRANCO
PUX-648BR	BRONZE

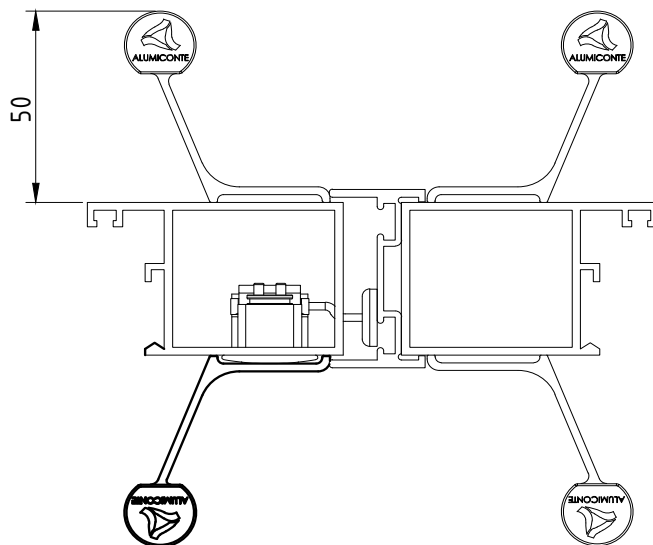




(escala 1:2)



(escala 1:2)



**APLICAÇÃO NOS FECHOS**

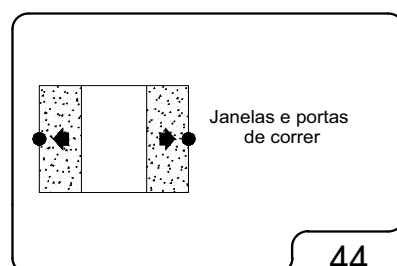
FEC-1041 FEC-1042  
FEC-1039 FEC-1040

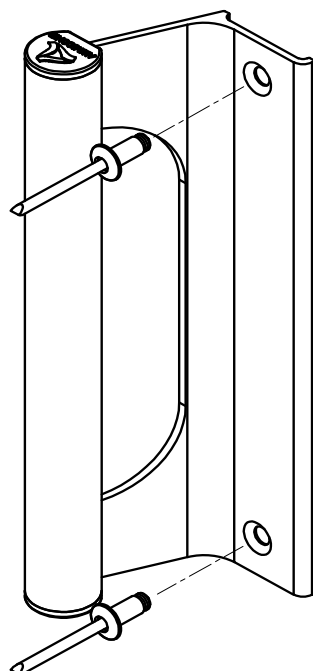
Componentes:	Matéria-prima:
Estrutura	Alumínio
Tampa	Poliamida
Rebite pop	Alumínio

Acabamento Anodizado e Pintado			
Preto	Branco	Fosco	Bronze


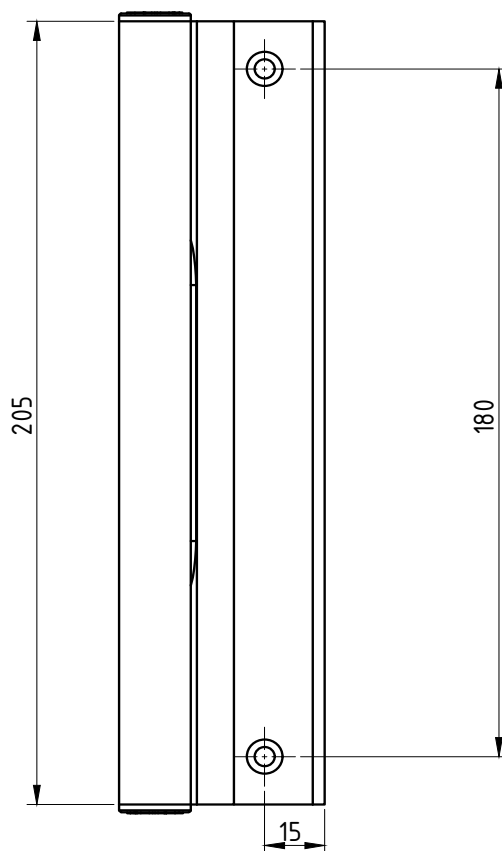
Embalagem	01 puxador
	02 rebites

CODIGO	ACABAMENTO
PUX-649	PRETO
PUX-6490	FOSCO
PUX-649EB	BRANCO
PUX-649BR	BRONZE

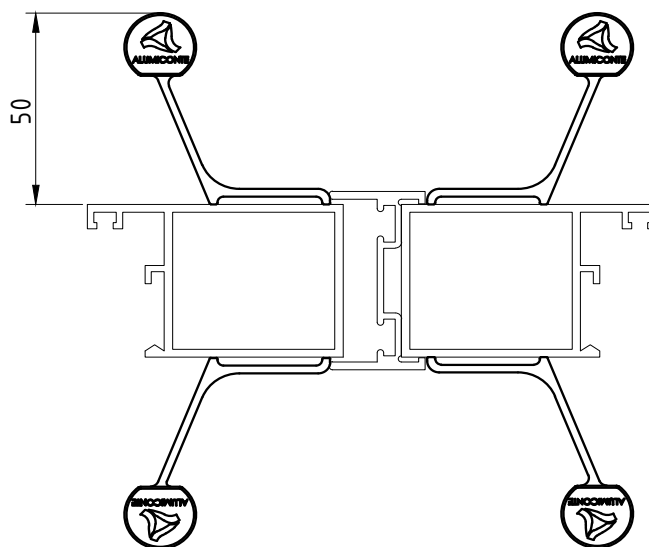




(escala 1:2)



(escala 1:2)

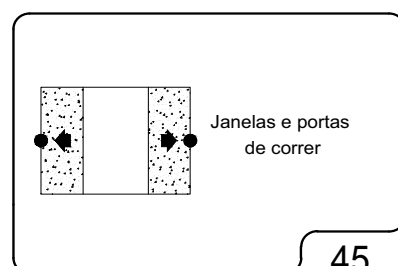


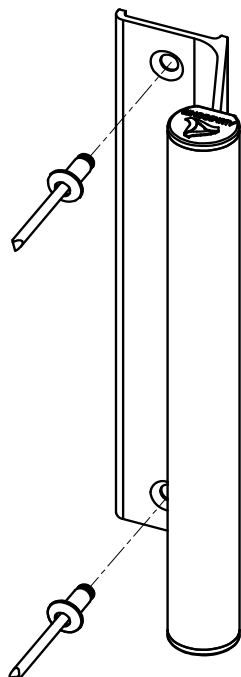
Componentes:	Matéria-prima:
Estrutura	Alumínio
Tampa	Poliamida
Rebite pop	Alumínio

Acabamento Anodizado e Pintado			
Preto	Branco	Fosco	Bronze

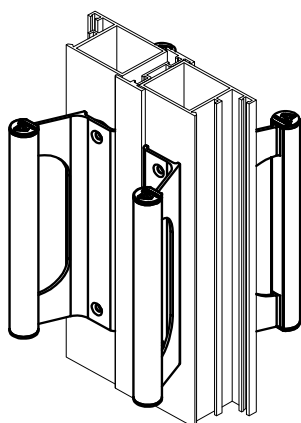
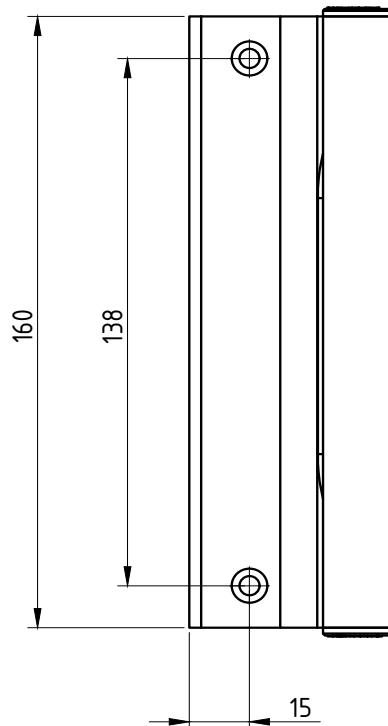
Embalagem	01 puxador
	02 rebites

CODIGO	ACABAMENTO
PUX-654	PRETO
PUX-6540	FOSCO
PUX-654EB	BRANCO
PUX-654BR	BRONZE

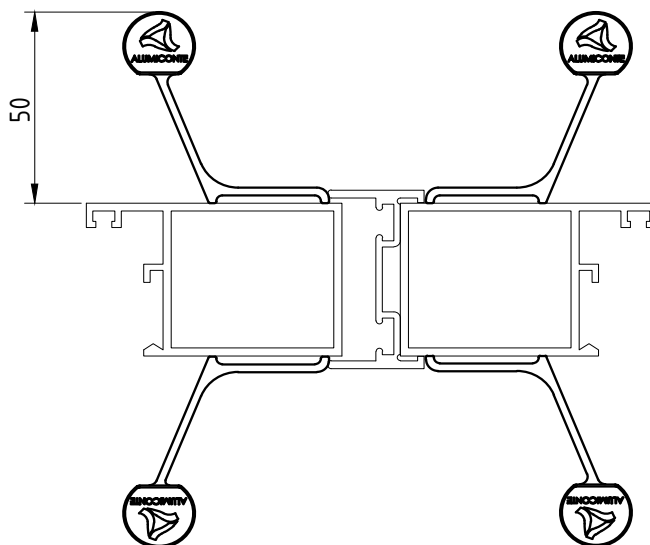




(escala 1:2)



(escala 1:2)

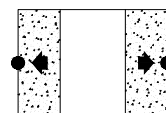


Componentes:	Matéria-prima:
Estrutura	Alumínio
Tampa	Poliamida
Rebite pop	Alumínio

Acabamento Anodizado e Pintado			
Preto	Branco	Fosco	Bronze

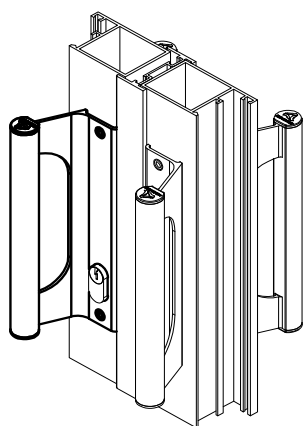
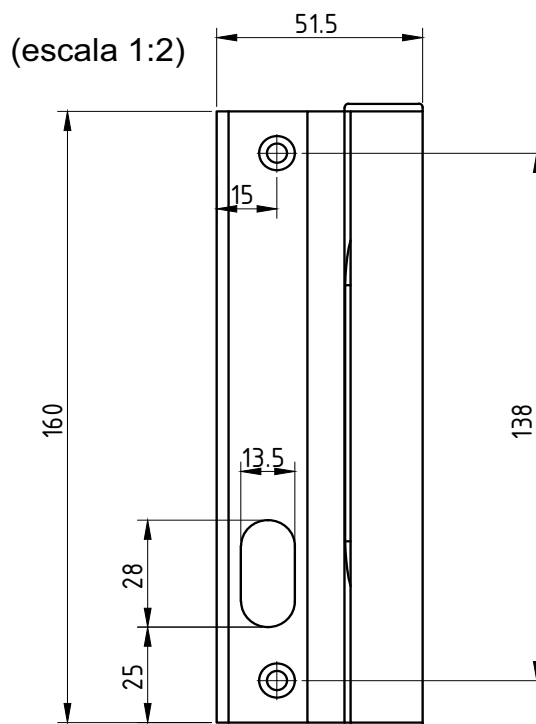
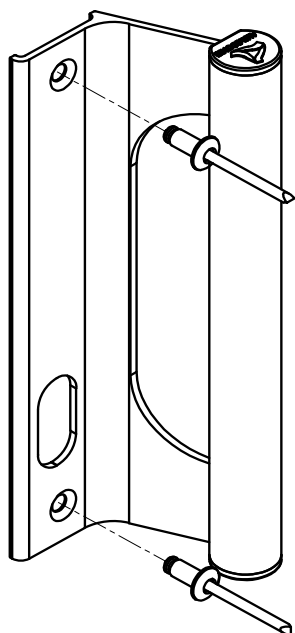
Embalagem	01 puxador
	02 rebites

CODIGO	ACABAMENTO
PUX-650	PRETO
PUX-6500	FOSCO
PUX-650EB	BRANCO
PUX-650BR	BRONZE

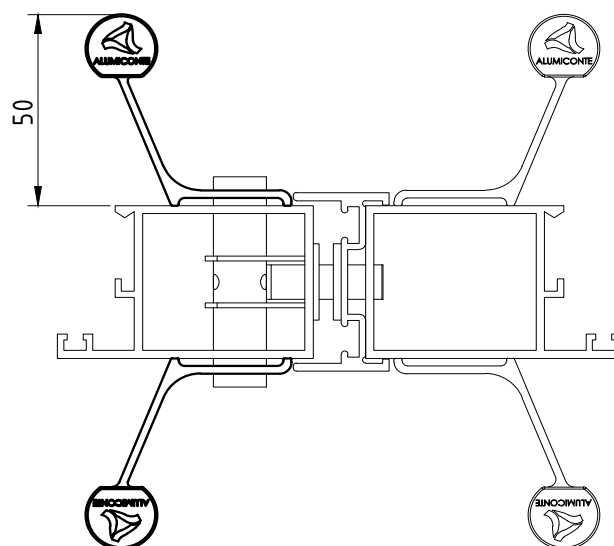


Janelas e portas de correr





(escala 1:2)



Componentes:

Matéria-prima:

Estrutura

Alumínio

Tampa

Poliamida

Rebite pop

Alumínio

Acabamento Anodizado e Pintado

Preto

Branco

Fosco

Bronze

Embalagem

01 puxador

02 rebites

CODIGO

ACABAMENTO

PUX-652(direito)

PRETO

PUX-6520(direito)

FOSCO

PUX-652EB(direito)

BRANCO

PUX-652BR(direito)

BRONZE

PUX-653(esq.)

PRETO

PUX-6530(esq.)

FOSCO

PUX-653EB(esq.)

BRANCO

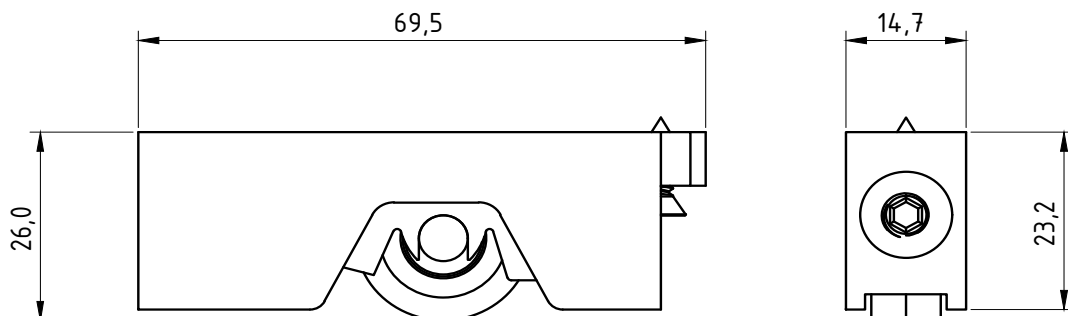
PUX-653BR(esq.)

BRONZE

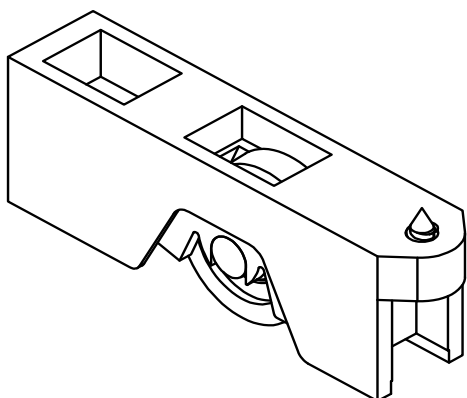


Janelas e portas de correr

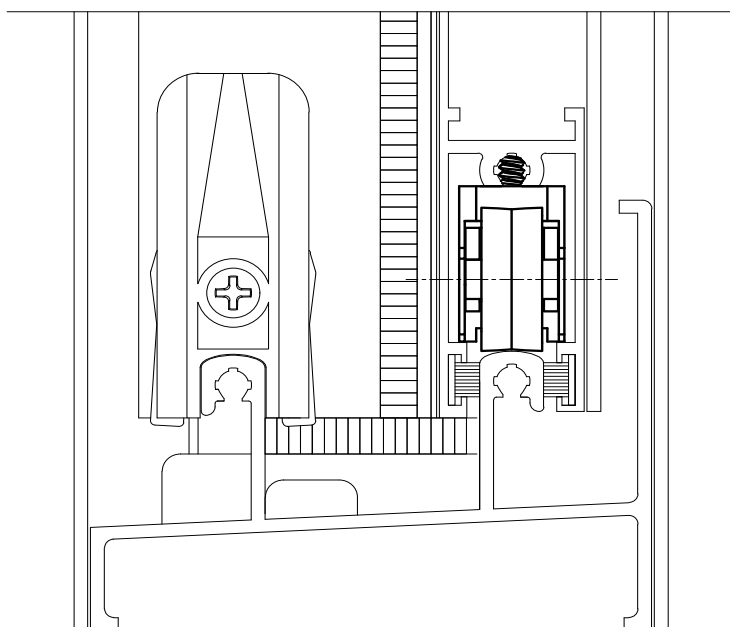
DIMENSÕES:  
(escala 1:1)



PERSPECTIVA:  
(escala 1:1)



DETALHE DE APLICAÇÃO:  
(sem escala)



Regulagem de altura:  $\pm 4\text{mm}$

Carga Máxima: 20Kg Por Roldana

CARACTERÍSTICAS:

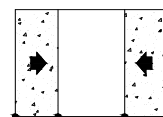
Componentes:	Matéria-prima:
Cavalete	Poliamida
Suporte para roda	Zamac Bicromatizado
Eixo	Latão
Rolamento	Importado
Capa	Poliamida
Parafusos	Aço Inox

Embalagem

20 Roldanas

CÓDIGO  
ROL - 464

ACABAMENTO  
Preto



PORTAS  
DE CORRER

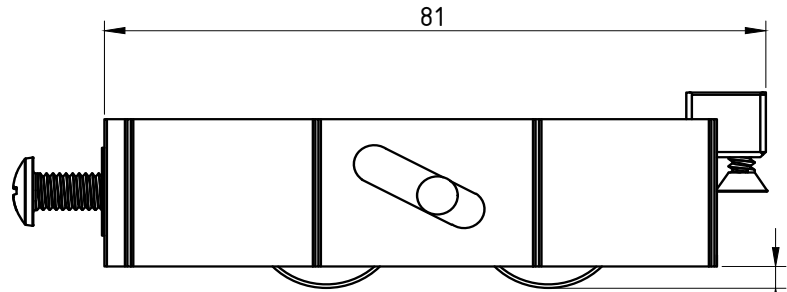
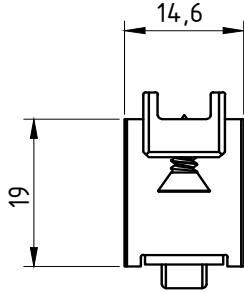


# ROLDANA COM REGULAGEM SEM ROLAMENTO

APLICAÇÃO:

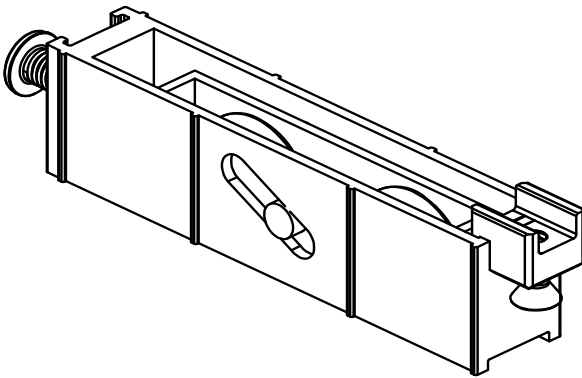
ALUK 2.0®

DIMENSÕES:  
(escala 1:1)

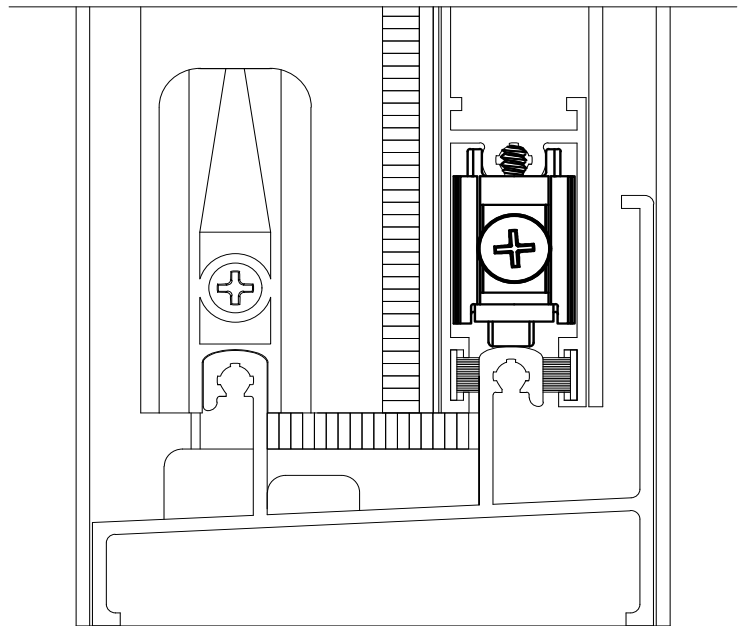


REGULAGEM MÁXIMA  
5 MM

PERSPECTIVA:  
(escala 1:1)



DETALHE DE APLICAÇÃO:  
(sem escala)



Regulagem de altura:  $\pm 5\text{mm}$

Carga Máxima: 15Kg Por Roldana

## CARACTERÍSTICAS:

Componentes:	Matéria-prima:
Cavalete	Alumínio
Suporte para roda	Alumínio
Eixos	Alumínio
Roda	Poliamida
Freio do parafuso	Poliamida
Parafusos	Aço Inox

Embalagem

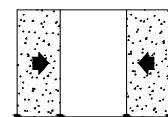
20 Roldanas

CÓDIGO

ROL- 458

ACABAMENTO

Natural



JANELAS  
DE CORRER

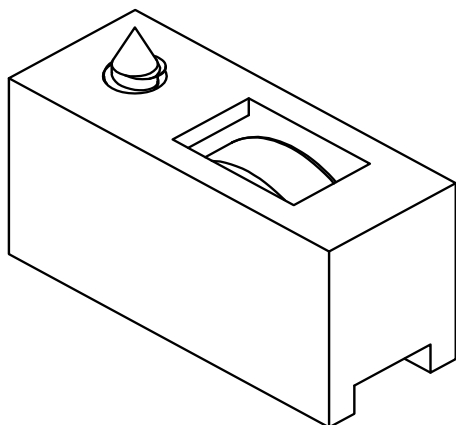


# ROLDANA SEM REGULAGEM E SEM ROLAMENTO

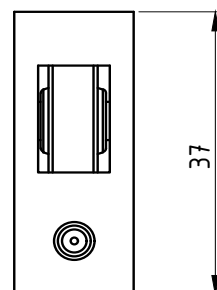
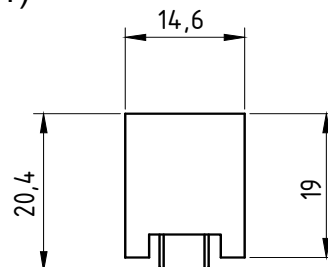
APLICAÇÃO:

ALUK 2.0®

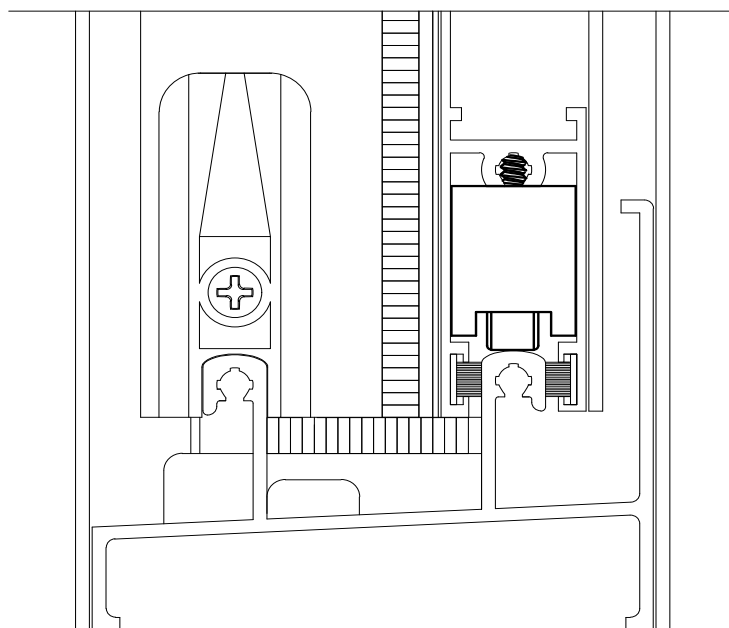
PERSPECTIVA:  
(escala 1,5:1)



DIMENSÕES:  
(escala 1:1)



DETALHE DE APLICAÇÃO:  
(sem escala)



Carga Máxima: 7,5Kg Por Roldana

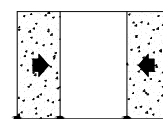
## CARACTERÍSTICAS:

Componentes:	Matéria-prima:
Estrutura	Poliamida
Eixo	Alumínio
Roda	Poliamida
Parafuso	Aço Inox

Embalagem

50 Roldanas

CÓDIGO	ACABAMENTO
ROL 465	Preto



JANELAS  
DE CORRER



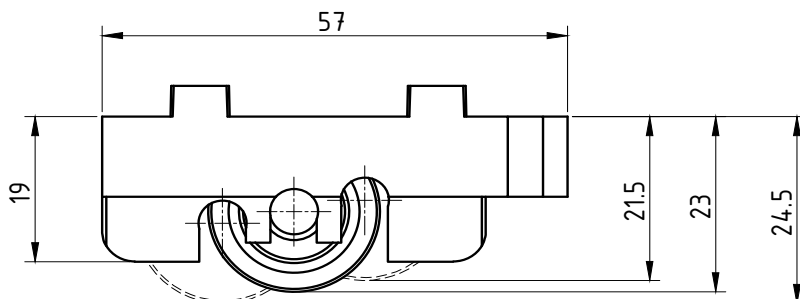
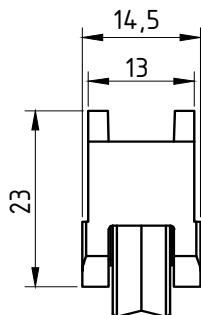
**ROLDANA COM REGULAGEM  
PRÉ DETERMINADA COM ROLAMENTO**

APLICAÇÃO:

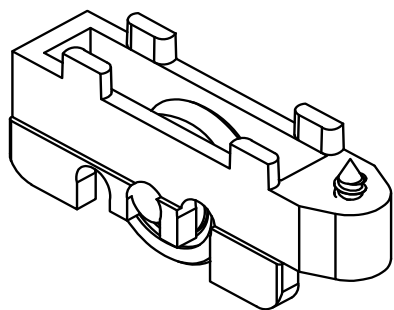
**ALUK 2.0®**

Agosto/2011

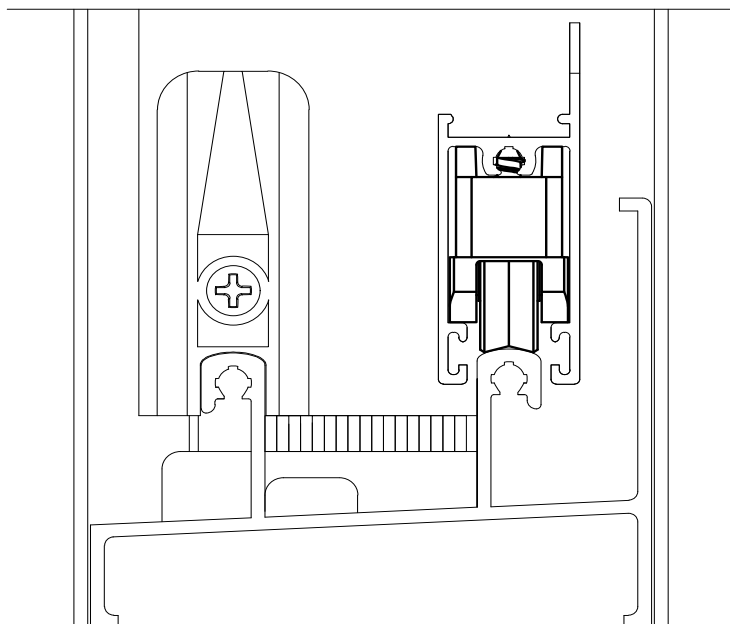
**DIMENSÕES:  
(escala 1:1)**



**PERSPECTIVA:  
(escala 1:1)**



**DETALHE DE APLICAÇÃO:  
(sem escala)**



**Regulagem de altura: ± 3mm**

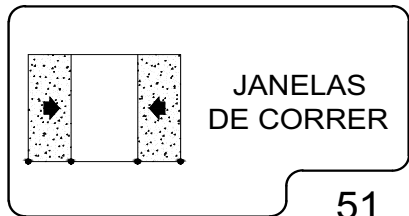
**Carga máxima: 20 kg Por Roldana**

**CARACTERÍSTICAS:**

Componentes:	Matéria-prima:
Extrutura	Poliamida
Roda	Poliamida
Parafusos	Aço Inox

Embalagem	50 Roldanas
-----------	-------------

CÓDIGO	ACABAMENTO
ROL- 515R	Preto





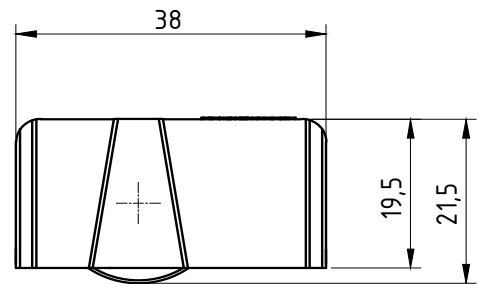
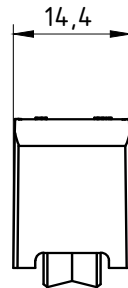
# ROLDANA COM ROLAMENTO E SEM REGULAGEM

APLICAÇÃO:

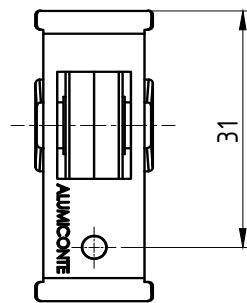
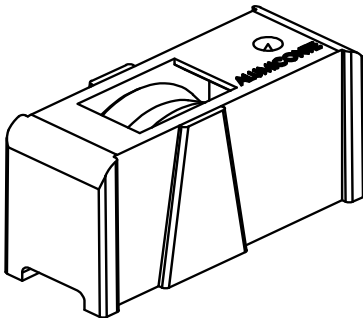
ALUK 2.0®

Abril/2008

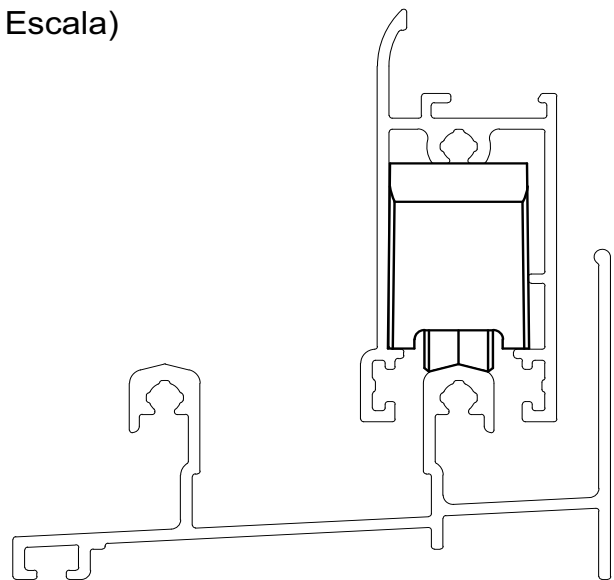
DIMENSÕES:  
(escala 1:1)



PERSPECTIVA:  
(sem escala)



DETALHE DE MONTAGEM:  
(S/ Escala)



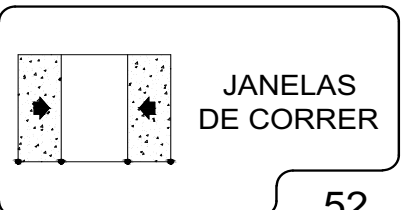
CARACTERÍSTICAS:

COMPONENTES:	MATÉRIAS-PRIMAS:
Cavalete	Poliamida
Parafusos	Aço Carbono
Rolamento	Importado

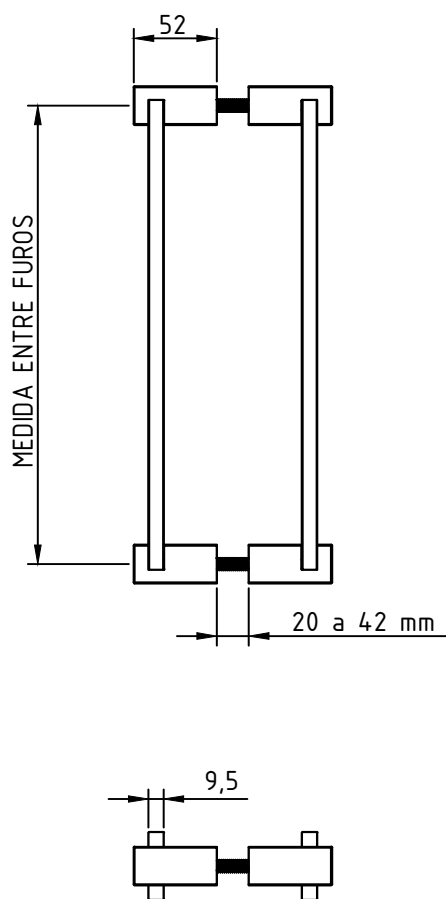
CARGA MÁXIMA POR ROLDANA	20KG
--------------------------	------

EMBALAGEM	50 Roldanas
-----------	-------------


CÓDIGO	ACABAMENTO
SCA-103IAL	Preto



S/ESCALA



PERSPECTIVA  
S/ESCALA



Componentes:	Matéria-prima:
Estrutura	Alumínio
Parafusos	Aço Inox
Barra roscada	Aço Zincado


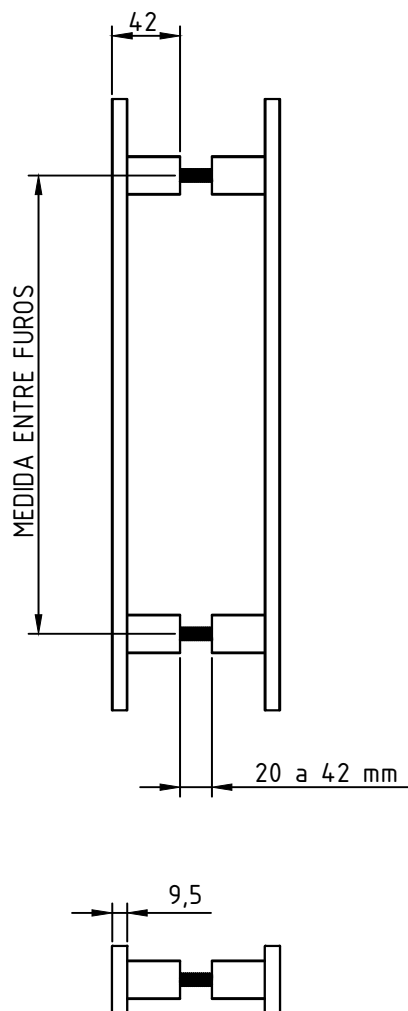
Acabamento Pintado		
Branco	Prata	Preto

Embalagem	01 par de puxadores
	01 Kit de Fixação

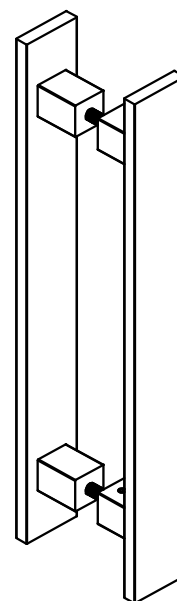
CODIGO	ACAB./TAM. entre furos
PUX1030BC	BRANCO/300 mm
PUX1030FS	PRATA/300 mm
PUX1030PT	PRETO/300 mm
PUX1050BC	BRANCO/500 mm
PUX1050FS	PRATA/500 mm
PUX1050PT	PRETO/500 mm
PUX1070BC	BRANCO/700 mm
PUX1070FS	PRATA/700 mm
PUX1070PT	PRETO/700 mm
PUX1090BC	BRANCO/900 mm
PUX1090FS	PRATA/900 mm
PUX1090PT	PRETO/900 mm
PUX1110BC	BRANCO/1100 mm
PUX1110FS	PRATA/1100 mm
PUX1110PT	PRETO/1100 mm



## S/ESCALA



## PERSPECTIVA S/ESCALA



CODIGO	ACAB./TAM. entre furos
PUX2030BC	BRANCO/300 mm
PUX2030FS	PRATA/300 mm
PUX2030PT	PRETO/300 mm
PUX2050BC	BRANCO/500 mm
PUX2050FS	PRATA/500 mm
PUX2050PT	PRETO/500 mm
PUX2070BC	BRANCO/700 mm
PUX2070FS	PRATA/700 mm
PUX2070PT	PRETO/700 mm
PUX2090BC	BRANCO/900 mm
PUX2090FS	PRATA/900 mm
PUX2090PT	PRETO/900 mm
PUX2110BC	BRANCO/1100 mm
PUX2110FS	PRATA/1100 mm
PUX2110PT	PRETO/1100 mm

Componentes:	Matéria-prima:
Estrutura	Alumínio
Parafusos	Aço Inox
Barra roscada	Aço Zincado

Acabamento Pintado		
Branco	Prata	Preto

Embalagem	01 par de puxadores
	01 Kit de Fixação

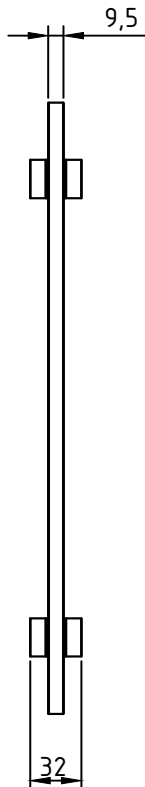
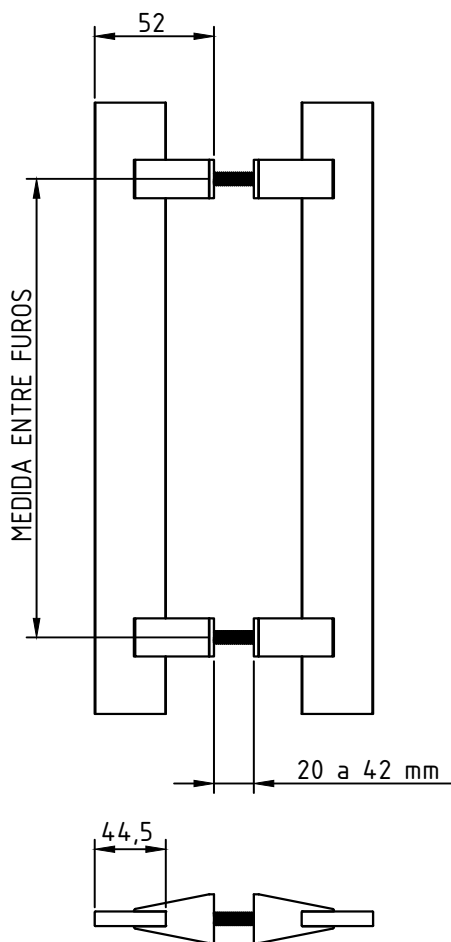


PORTAS DE GIRO

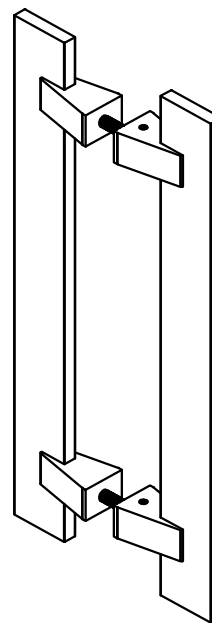


Setembro/2018

## S/ESCALA



## PERSPECTIVA S/ESCALA



Componentes:	Matéria-prima:
Estrutura	Alumínio
Parafusos	Aço Inox
Barra roscada	Aço Zincado

Acabamento Pintado		
Branco	Prata	Preto

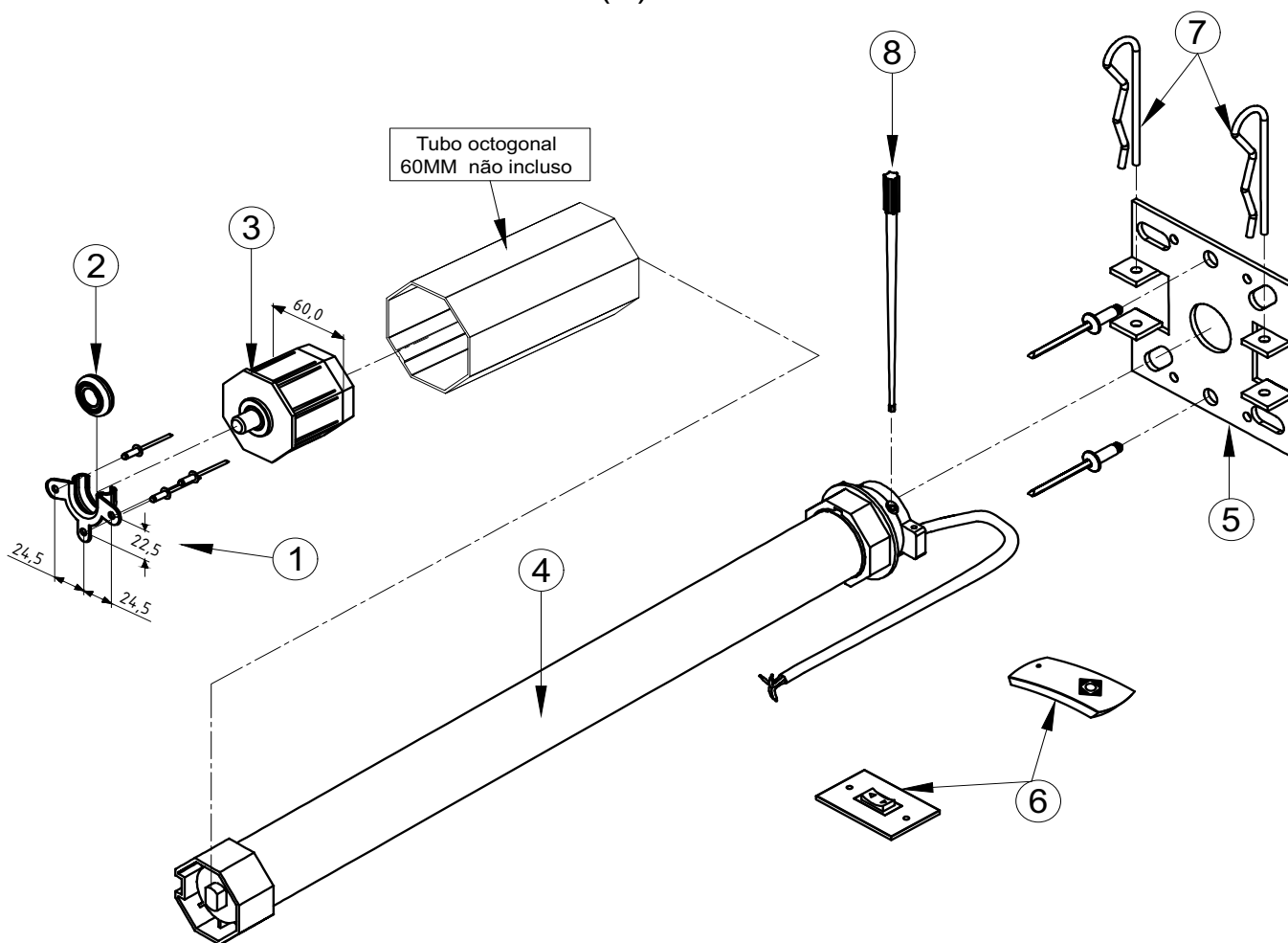
Embalagem	01 par de puxadores
	01 Kit de Fixação

CODIGO	ACAB./TAM. entre furos
PUX3030BC	BRANCO/300 mm
PUX3030FS	PRATA/300 mm
PUX3030PT	PRETO/300 mm
PUX3050BC	BRANCO/500 mm
PUX3050FS	PRATA/500 mm
PUX3050PT	PRETO/500 mm
PUX3070BC	BRANCO/700 mm
PUX3070FS	PRATA/700 mm
PUX3070PT	PRETO/700 mm
PUX3090BC	BRANCO/900 mm
PUX3090FS	PRATA/900 mm
PUX3090PT	PRETO/900 mm
PUX3110BC	BRANCO/1100 mm
PUX3110FS	PRATA/1100 mm
PUX3110PT	PRETO/1100 mm



Abril/2017

**ATENÇÃO!**  
VERIFICAR A TENSÃO CORRETA (V).



**PESO MÁXIMO DA PERSIANA: 60Kg**

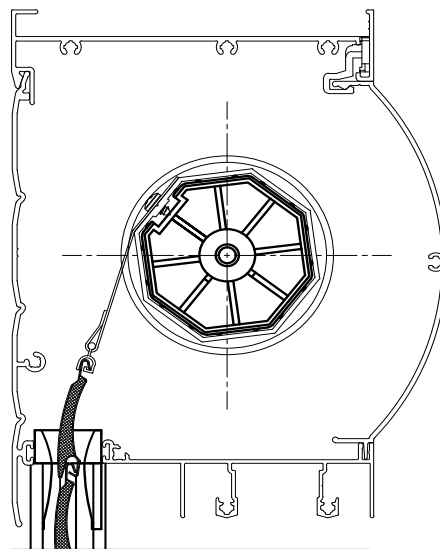
**CARACTERÍSTICAS:**

N:	Componentes:	Matéria-prima:
1	Mancal do Recolhedor	Aço
2	Rolamento do Mancal	Aço / Poliamida
3	Ponteira de Eixo 60mm	Aço / ABS
4	Motor	Aço / Poliamida
5	Suporte	Aço
6	controle ou interruptor	Poliamida
7	Grampo	Aço
8	Chave regulagem	Poliamida

Componentes p/ Fixação:	Matéria-prima:
Parafusos	Aço Inox
Rebites	Alumínio

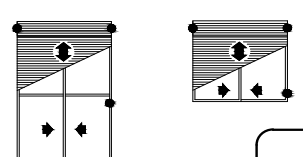
Acabamentos:	
Preto	

Embalagem	1 Conjunto
-----------	------------

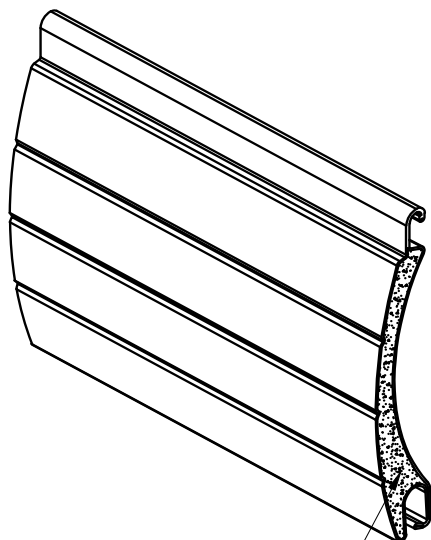


Código	DESCRIÇÃO
MA-R40-220	C/C-220V
MA-R40-110	C/C-110V
MA-40-220	C/I-220V
MA-40-110	C/I-110V

Portas e Janelas

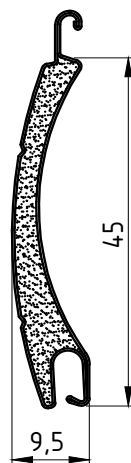


PERSPECTIVA:  
(escala 1:1)




Poliuretano  
injetado

DIMENSÕES:  
(escala 1:1)



DETALHE DE APLICAÇÃO:  
(sem escala)

NYL - 447



DIMENSÕES PARA ROLO DA ESTEIRA

Altura em Metro Linear	1300	1600	2400	2800
Diametro do Rolo da Esteira	124	128	154	158

Dimensões considerando eixo 40mm e perfil terminal.  
Medidas em mm.

CARACTERÍSTICAS:

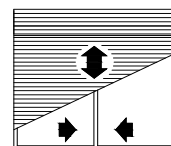
Componentes:	Matéria-prima:
Estrutura	Alumínio 3105 H46

Peso (Kg/m <sup>2</sup> )	Aproxim. 2,5 Kg/m <sup>2</sup>
Densidade de espuma	70-90 kg/m <sup>3</sup>

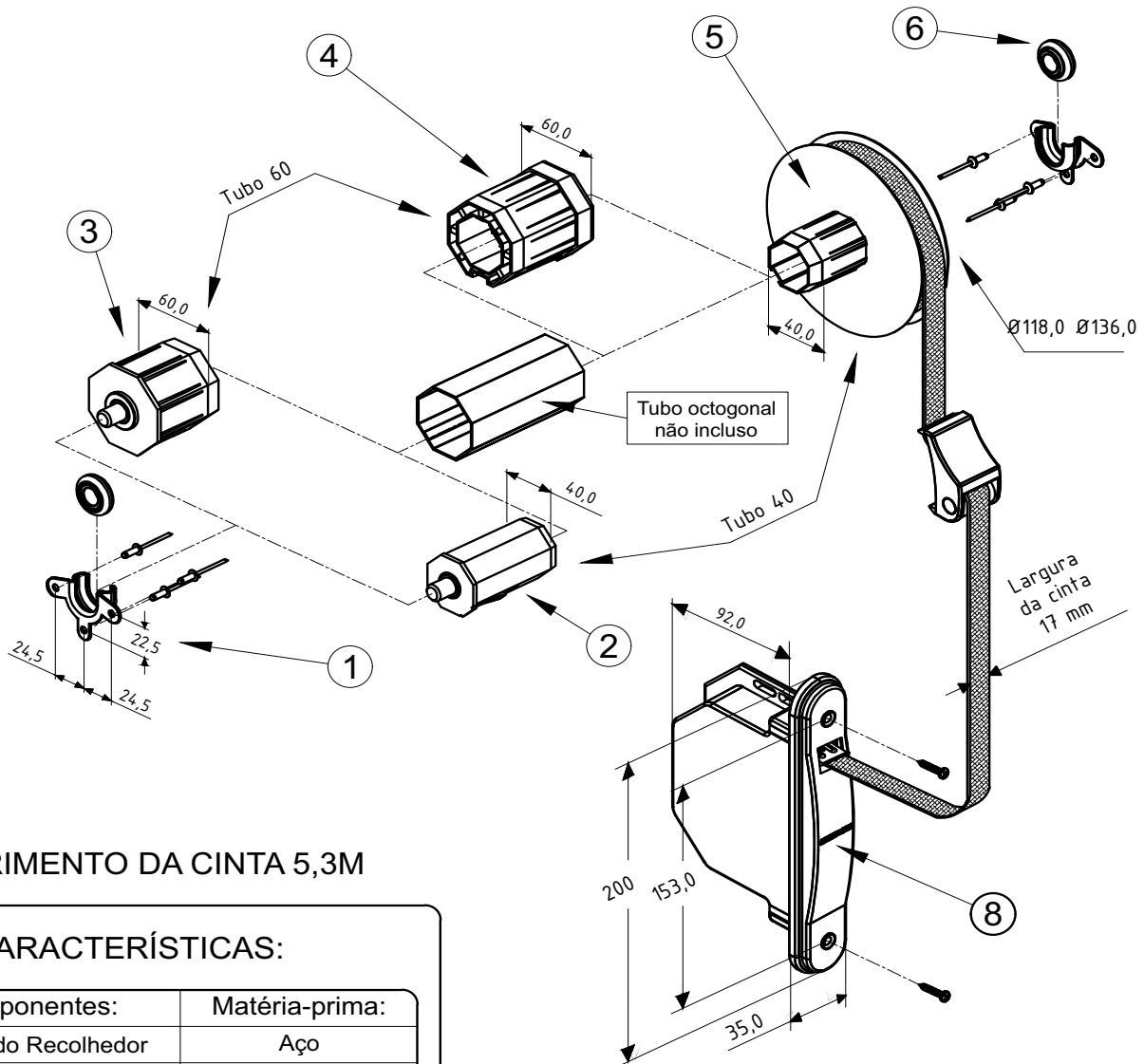
Embalagem	Barras de 5.8 metros Pacotes de 60 peças
-----------	---

ORIENTAÇÃO DE MONTAGEM PARA NÃO OCORRER O DESALINHAMENTO DAS PERSIANAS DURANTE A MOVIMENTAÇÃO DA ESTEIRA.

CÓDIGO	ACABAMENTO
VZP-0310BC	Branca / Vent.
VZP-1100BC	Branca / Cega
VZP-0140BZ	Bronze / Vent.
VZP-1120BZ	Bronze / Cega
VZP-0320FS	Prata / Vent.
VZP-1110FS	Prata / Cega
VZP-0330PT	Preta / Vent.
VZP-1130PT	Preta / Cega



PERSIANAS



COMPRIMENTO DA CINTA 5,3M

### CARACTERÍSTICAS:

N:	Componentes:	Matéria-prima:
1	Mancal do Recolhedor	Aço
2	Ponteira de Eixo 40mm	Aço / ABS
3	Ponteira de Eixo 60mm	Aço / ABS
4	Adaptador p/ Tubo 60mm	ABS
5	Polia Ø118,0	Aço / ABS
	Polia Ø136,0	Aço / ABS
6	Rolamento do Mancal	Aço / Poliamida
7	Guia da Cinta	Poliamida
8	Máquina c/ Espelho e Caixa	ABS / Aço

Componentes p/ Fixação:	Matéria-prima:
Parafusos	Aço Inox
Rebites	Alumínio

Acabamentos:	
Preto	Branco

Embalagem	1 Conjunto
-----------	------------



Código Preto	Código Branco	Tubo (mm)	Polia (mm)	Aplicação
REC - 120	REC - 120 EB	40	Ø118,0	Janela
REC - 121	REC - 121EB	40	Ø136,0	Porta
REC - 122	REC - 122 EB	60	Ø118,0	Janela
REC - 123	REC - 123 EB	60	Ø136,0	Porta

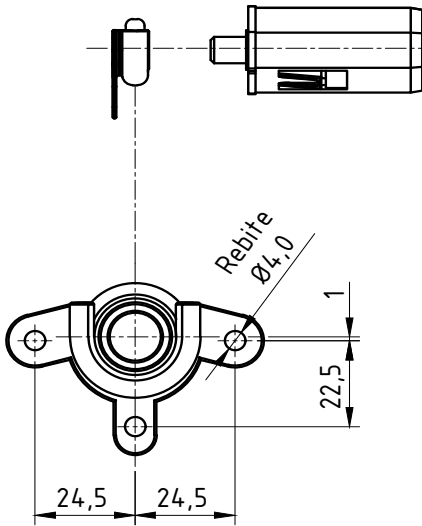
**PERSIANA**

Portas e Janelas

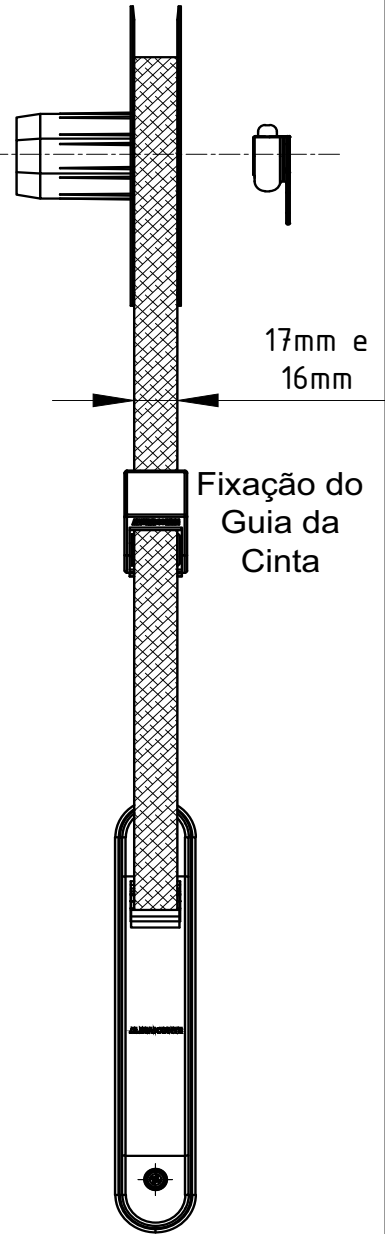
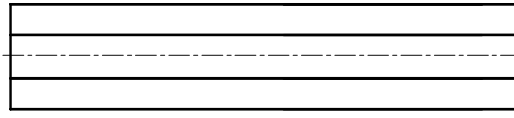
Peso Máximo: 12Kg  
Altura máxima da Porta: 2,40 m

Abril/2017

Fixação do  
Mancal

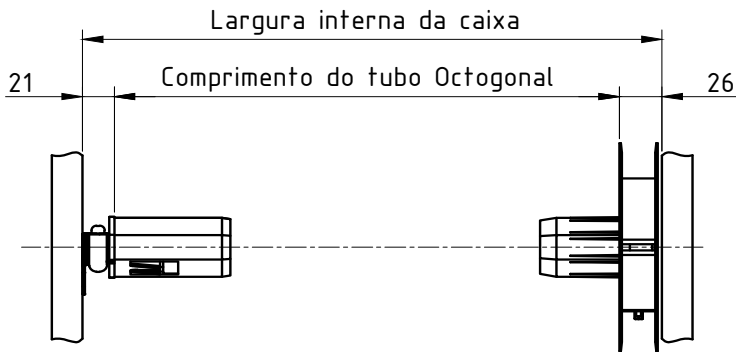


Tubo octogonal  
não incluso

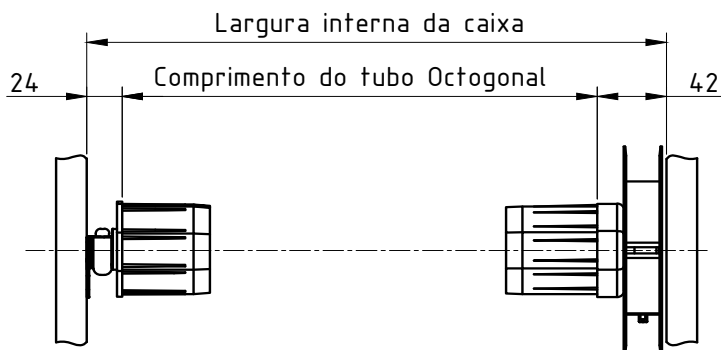


## Corte do Tubo

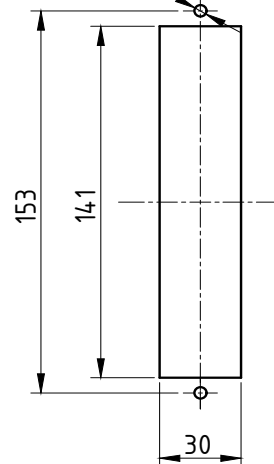
- Tubo 40



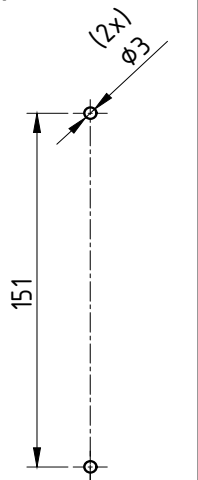
- Tubo 60



(2x) Fixação das Máquinas  
Ø3

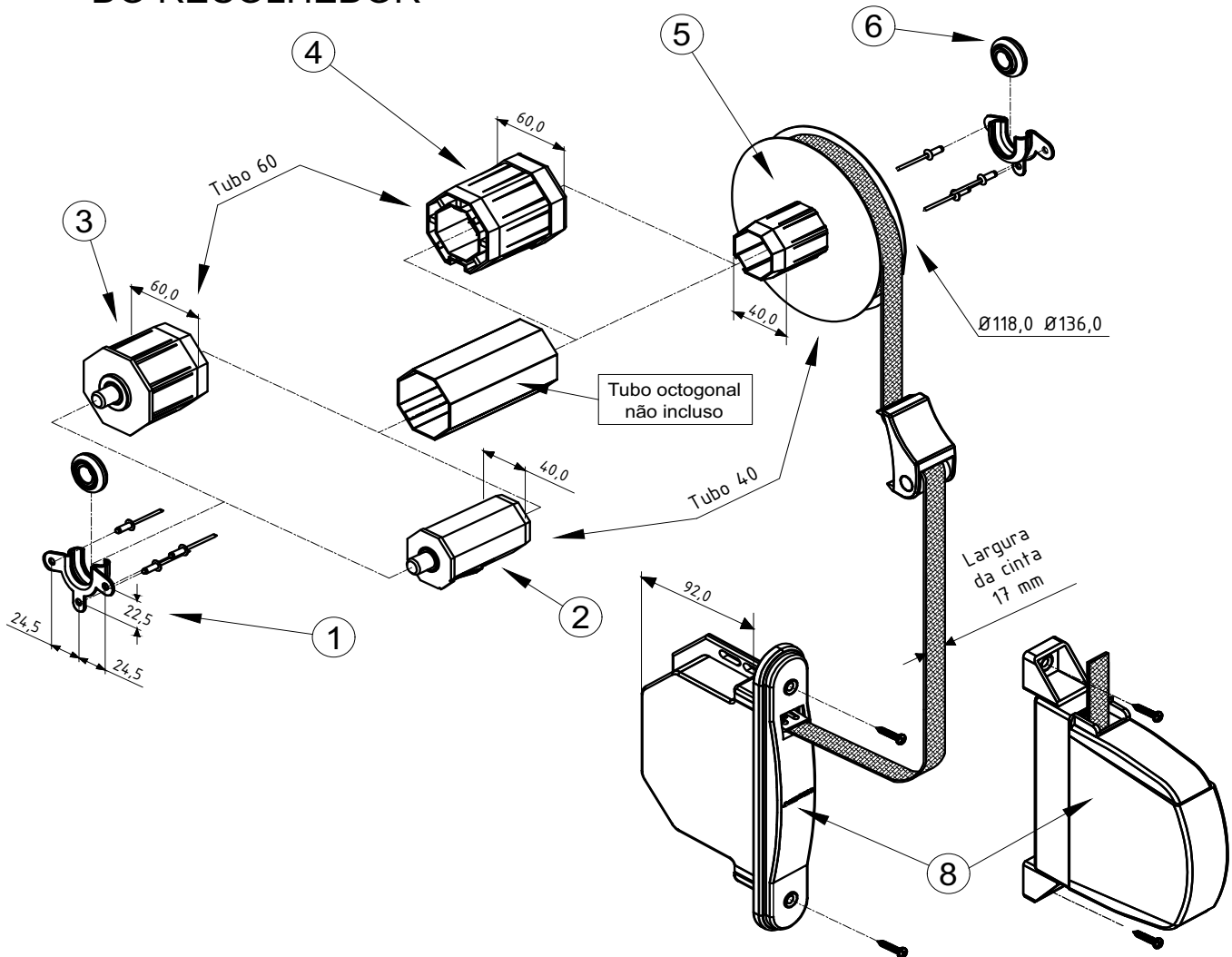


Máquina interna



Máquina externa

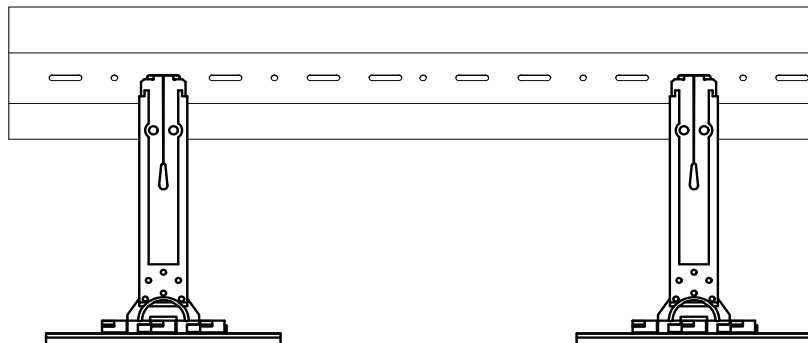
INSTRUÇÕES DE MONTAGEM  
DO RECOLHEDOR



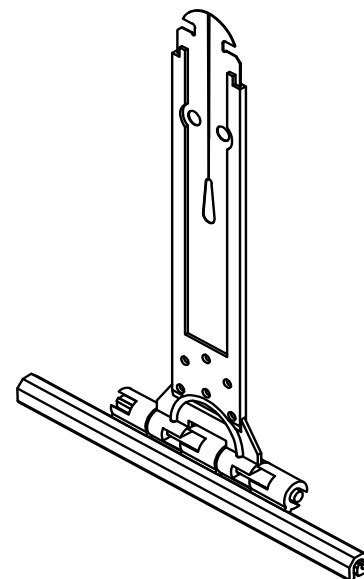
Instruções

- Fixar a Máquina interna ou externa (8) na esquadria;
- Prender os Mancais (1) centralizados na caixa;
- Montar a Polia (5), o Adaptador (4) para tubos de 60mm, o Tubo e a Ponteira (2, 3 ou 9) de acordo com a aplicação e a largura da caixa;
- Passar a Cinta (7) pela Guia (6) e pela Tampa da esquadria, fixá-la na Polia (5);
- Enrolar a Cinta (7) na polia (5) até que a máquina (8) fique toda tensionada;
- Deixar de 3 a 4 voltas de cinta (7) na máquina para garantir o bom funcionamento do recolhedor;
- 7°- Fixar a esteira no tubo octogonal.

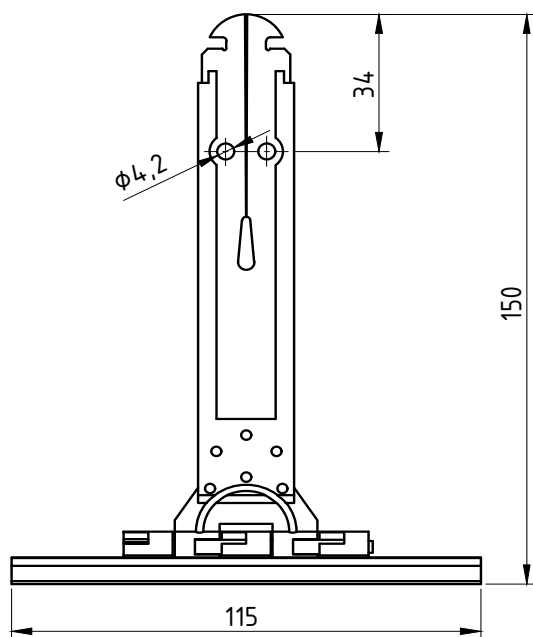
DETALHE DE APLICAÇÃO:  
(sem escala)



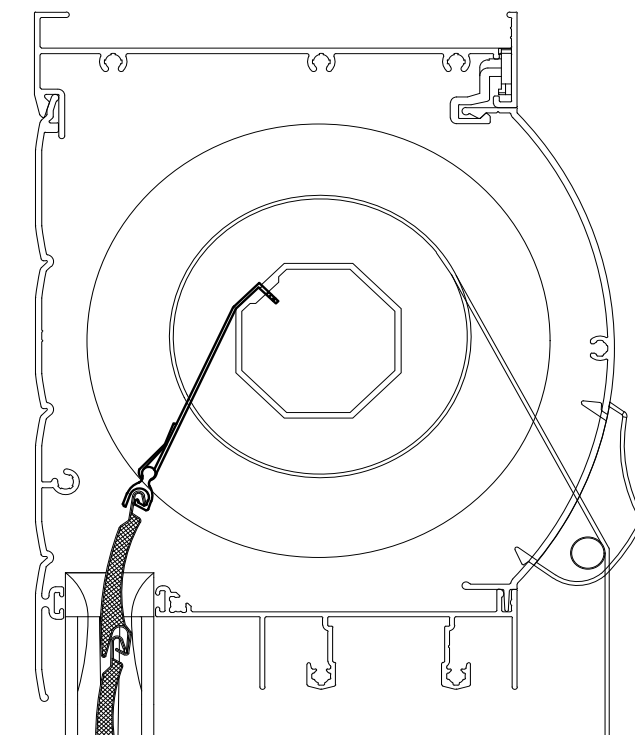
PERSPECTIVA:  
(sem escala)



DIMENSÕES:  
(escala 1:2)



DETALHE DE APLICAÇÃO:  
(sem escala)



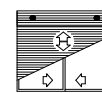
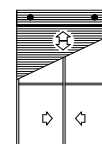
**CARACTERÍSTICAS:**

Componentes:	Matéria-prima:
Estrutura	Poliamida/Aço mola

Acabamento **NATURAL**

Embalagem **100 Peças**

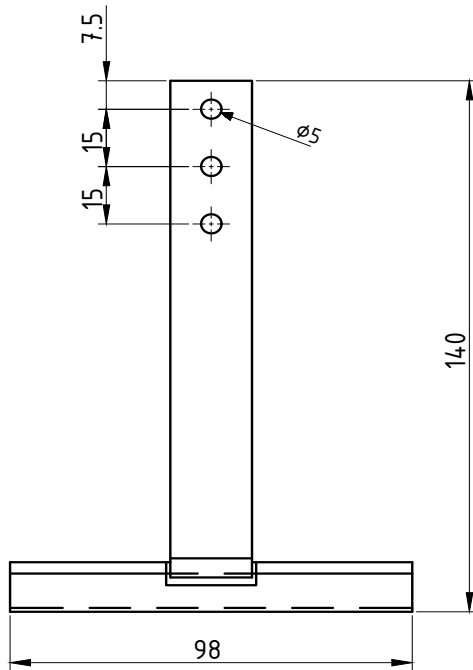
CÓDIGO	ACABAMENTO
<b>FIT-148</b>	<b>NATURAL</b>



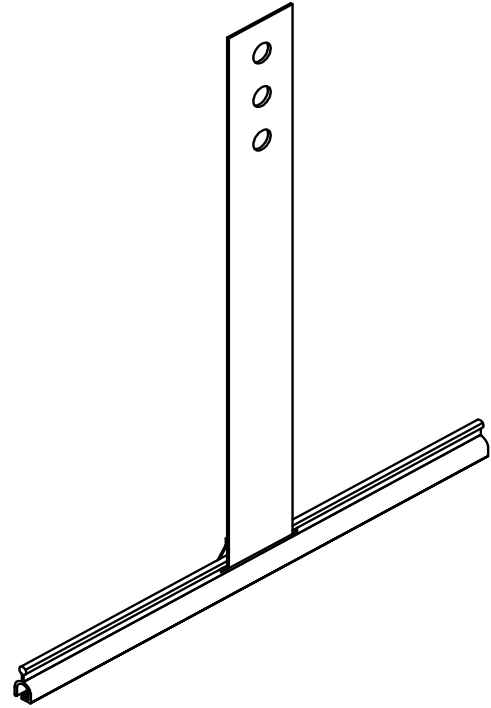
Portas e Janelas

**PERSIANAS**

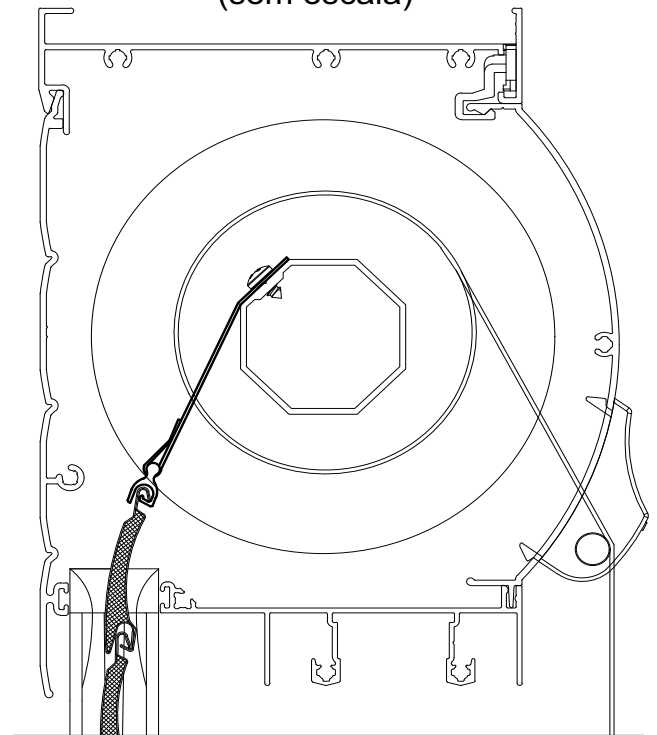
DIMENSÕES:  
(escala 1:2)



PERSPECTIVA:  
(sem escala)



DETALHE DE APLICAÇÃO:  
(sem escala)



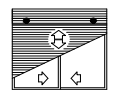
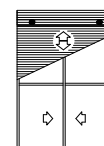
CARACTERÍSTICAS:

Componentes:	Matéria-prima:
Estrutura	Alumínio/Aço mola

Acabamento	Cinza
------------	-------

Embalagem	100 Peças
-----------	-----------

CÓDIGO	ACABAMENTO
FIT-749	Cinza

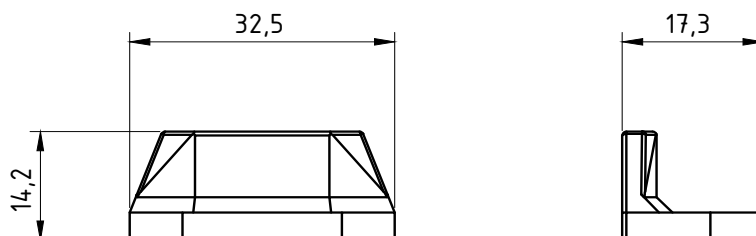


Portas e Janelas

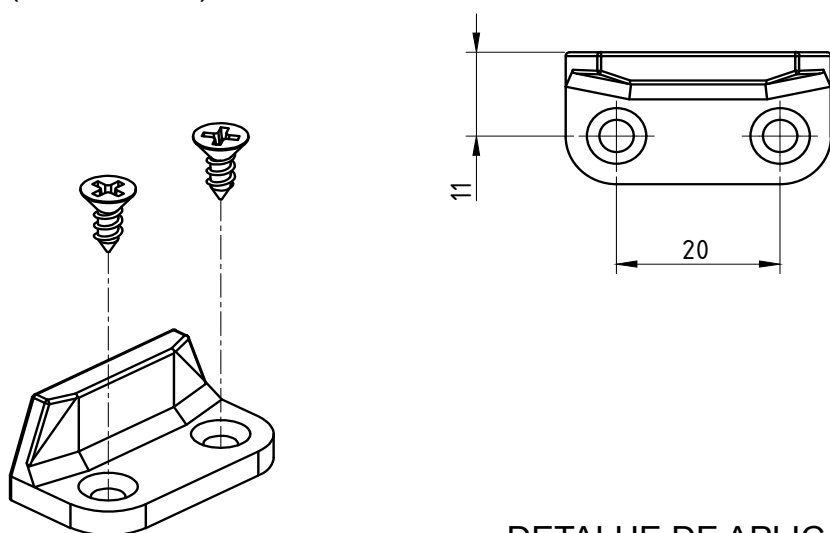
PERSIANAS



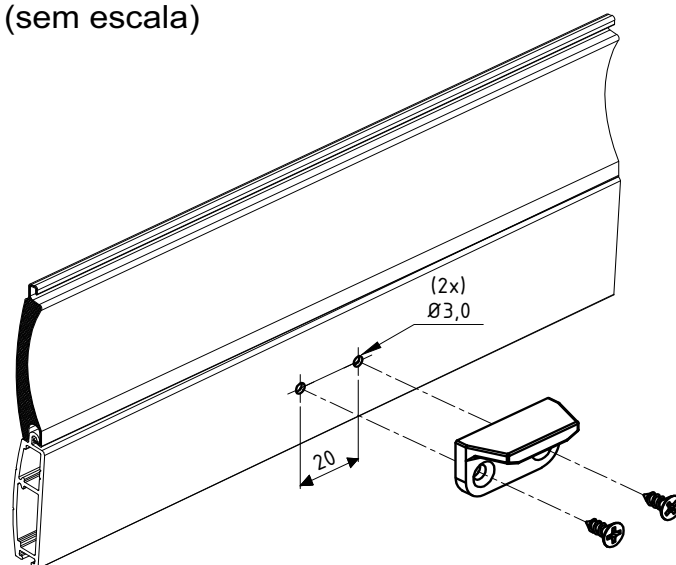
DIMENSÕES:  
(escala 1:2)



PERSPECTIVA:  
(Sem escala)



DETALHE DE APLICAÇÃO:  
(sem escala)



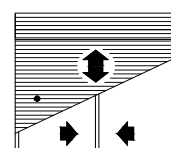
CARACTERÍSTICAS:

Componentes:	Matéria-prima:
Estrutura	Poliamida
Parafusos	Aço Inox

Acabamentos	
Preto	Branco

Embalagem	100 Limitadores
	200 Parafusos

CÓDIGO	ACABAMENTO
NYL-738	Preto
NYL-738NB	Branco



PERSIANA

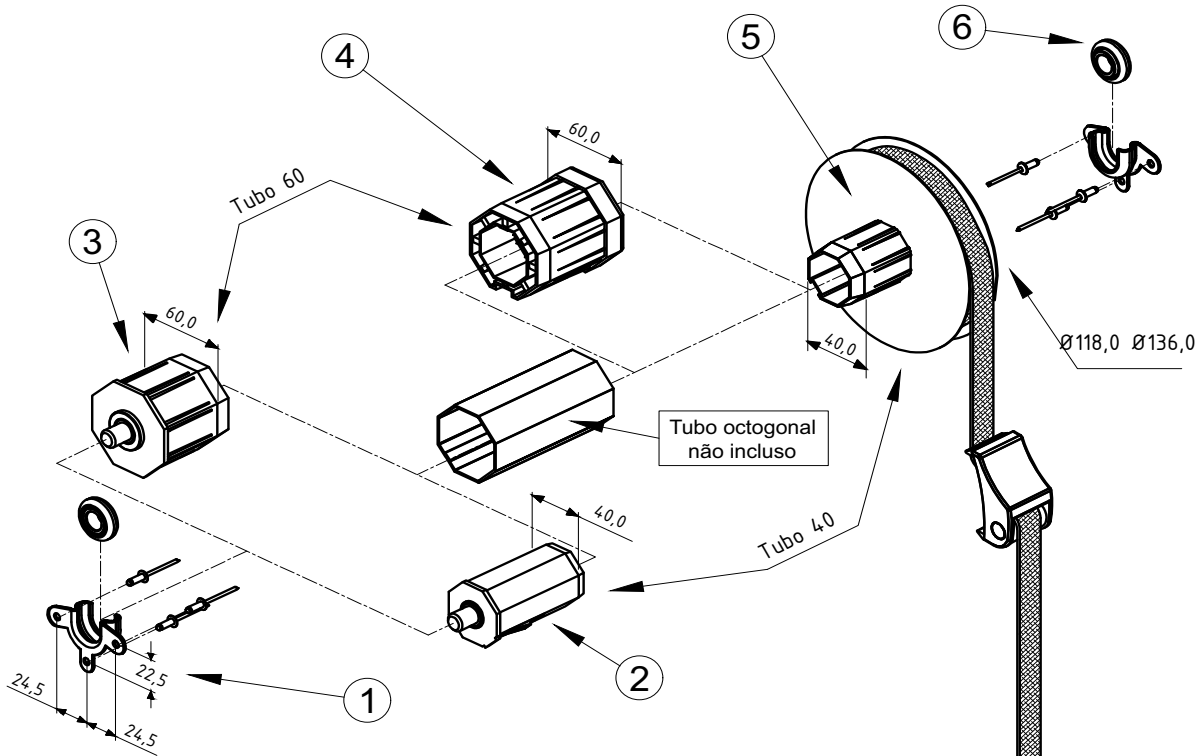


# RECOLHEDOR EXTERNO

APLICAÇÃO:

ALUK 2.0®

Abril/2017



COMPRIMENTO DA CINTA 5,3M

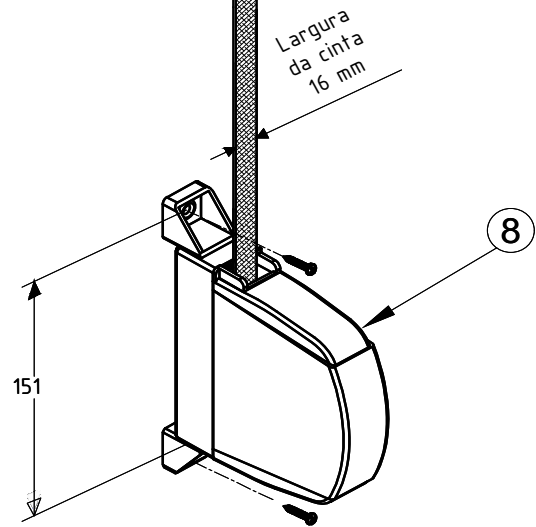
## CARACTERÍSTICAS:

N:	Componentes:	Matéria-prima:
1	Mancal do Recolhedor	Aço
2	Ponteira de Eixo 40mm	Aço / ABS
3	Ponteira de Eixo 60mm	Aço / ABS
4	Adaptador p/ Tubo 60mm	ABS
5	Polia Ø118,0	Aço / ABS
	Polia Ø136,0	Aço / ABS
6	Rolamento do Mancal	Aço / Poliamida
7	Guia da Cinta	Poliamida
8	Máquina externa	Poliamida
9	Parafuso	aço inox

Componentes p/ Fixação:	Matéria-prima:
Parafusos	Aço Inox
Rebites	Alumínio

Acabamentos:	
Preto	Branco

Embalagem	1 Conjunto
-----------	------------

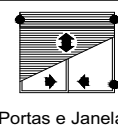
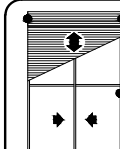


GUI-1151



Guia da cinta do recolhedor em Poliamida

Código Preto	Código Branco	Tubo (mm)	Polia (mm)	Aplicação
REC - 124	REC - 124 EB	40	Ø118,0	Janela
REC - 125	REC - 125EB	40	Ø136,0	Porta
REC - 126	REC - 126 EB	60	Ø118,0	Janela
REC - 127	REC - 127 EB	60	Ø136,0	Porta

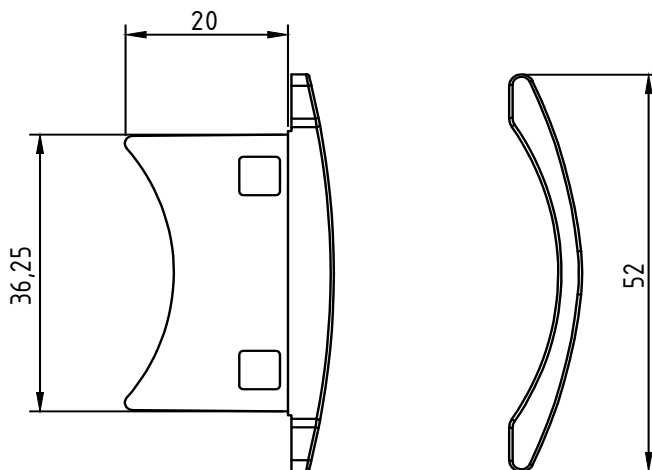


Portas e Janelas

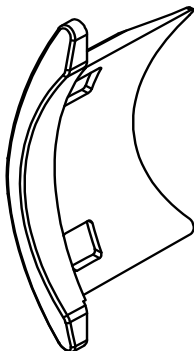
PERSIANA

Peso Máximo: 12Kg  
Altura máxima da Porta: 2,40 m

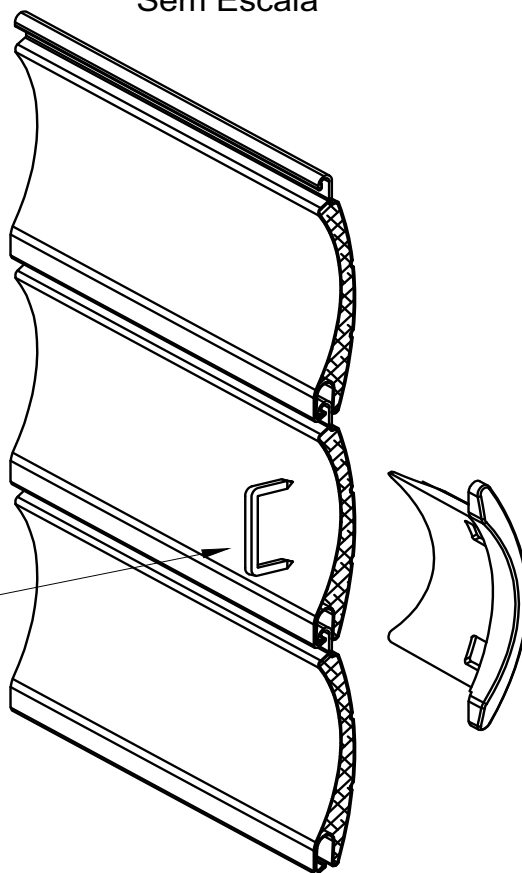
DIMENSÕES:  
(escala 1:1)



PERSPECTIVA:  
(sem escala)



DETALHE DE APLICAÇÃO:  
Sem Escala

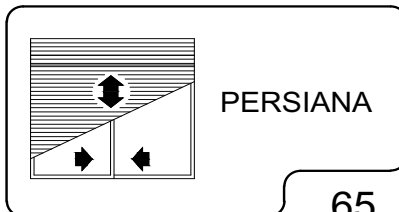


Grampo não fornecido

CARACTERÍSTICAS:

Componentes:	Matéria-prima:
Estrutura	Poliacetal
Embalagem	200 peças

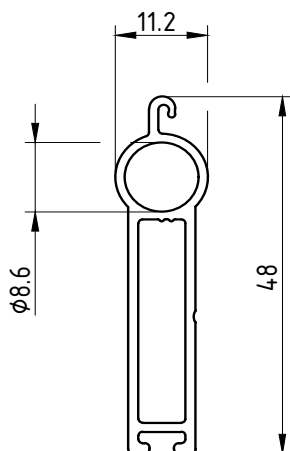
CÓDIGO	ACABAMENTO
NYL 447	Preto



**DIMENSÕES:**  
(escala 1:1)

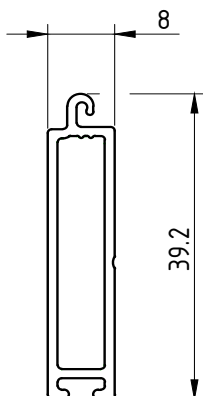
**DETALHES DE APLICAÇÃO:**  
(sem escala)

**TERM-01**  
0,408kg/m



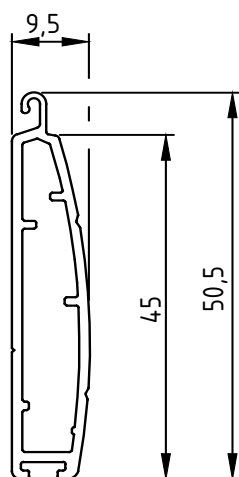
EXL-88055

**TERM-02**  
0,300kg/m

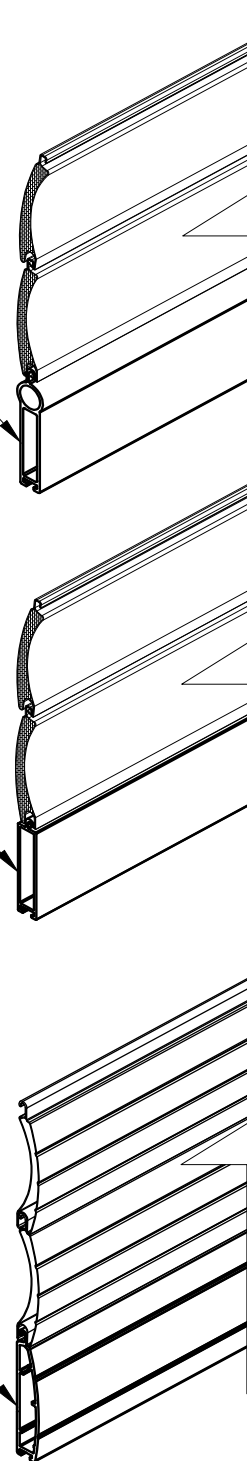


EXL-88999

**TERM-03**  
0,382kg/m



EXL-88340

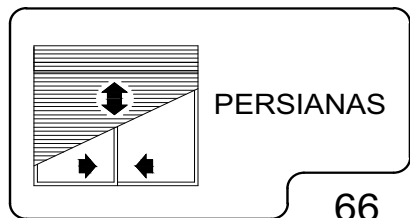


**CARACTERÍSTICAS GERAIS:**

Componentes:	Matéria-prima:
Estrutura	Alumínio

Embalagem	Barras de 6 metros Pacotes de 10 peças
-----------	---

CÓDIGO	ACABAMENTO
TERM-01BZ	BRONZE ANOD.
TERM-01EB	BRANCO 9003
TERM-01FS	FOSCO ANOD.
TERM-01NT	NATURAL
TERM-01PT	PRETO ANOD.
TERM-02BZ	BRONZE ANOD.
TERM-02EB	BRANCO 9003
TERM-02FS	FOSCO ANOD.
TERM-02NT	NATURAL
TERM-02PT	PRETO ANOD.
TERM-03BZ	BRONZE ANOD.
TERM-03EB	BRANCO 9003
TERM-03FS	FOSCO ANOD.
TERM-03NT	NATURAL
TERM-03PT	PRETO ANOD.





**ALUMICONTE**

COMPONENTES • PERFIS • PERSIANAS

**Completo, dinâmico  
e repleto de soluções.**

---

**Acesse:**

[www.dlumiconte.com.br](http://www.dlumiconte.com.br)

