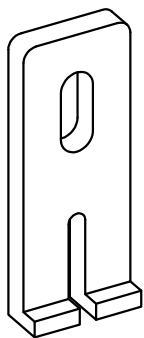
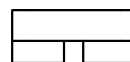
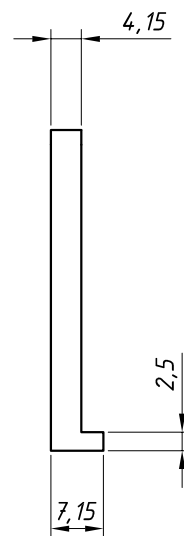
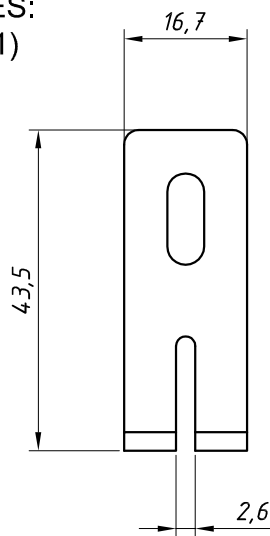


Janeiro/2005

PERSPECTIVA:
(sem escala)

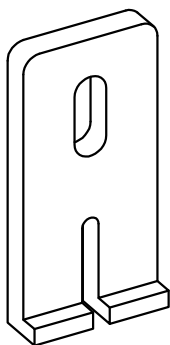


DIMENSÕES:
(escala 1:1)

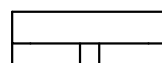
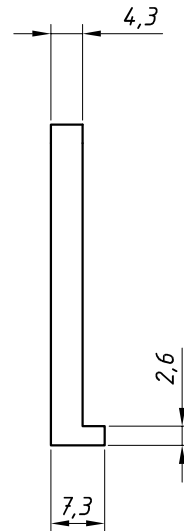
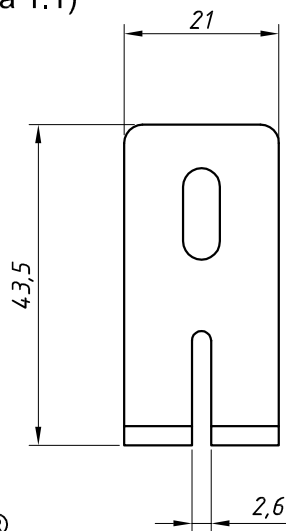


GUIA NYLON: NYL-036;
APLICAÇÃO: LINHA MÓDULO PRÁTICO®.

PERSPECTIVA:
(sem escala)



DIMENSÕES:
(escala 1:1)



GUIA NYLON: NYL-278;
APLICAÇÃO: LINHA MÓDULO ESPECIAL®.

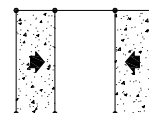
CARACTERÍSTICAS:

Componentes:	Matéria-prima:
Estrutura	Poliamida

Acabamento	Preto
------------	-------

Embalagem	200 Pç./embalagem (NYL-036)
	200 Pç./embalagem (NYL-278)

CÓDIGO	ACABAMENTO
NYL-036	Preto
NYL-278	Preto



JANELAS
E PORTAS
DE CORRER